

FIA GT Series

Result List Free Practice 1



Provisional

Circuit Zandvoort, Length: 4307 m

Air temperature: 19.0°C

Track temperature: 18.0°C

Weather condition: Dry

Friday 5.7.2013 10:00

started : 20 classified : 20 not classified : 0

	Cl.	Drivers	Team	Car	Lap	Best Time	Gap	Diff	Kph	Day Time
1	11	PRO S.Ortelli/L.Vanthoor	Belgian Audi Club Team WRT	Audi R8 LMS	22	1:39.695			155,5	10:53:56
2	1	PRO M.Buhk/A.Day	HTP Gravity Charouz	Mercedes SLS AMG GT3	5	1:40.071	0.376	0.376	154,9	10:17:49
3	2	PAM S.Afanasiev/A.Simonsen	HTP Gravity Charouz	Mercedes SLS AMG GT3	2	1:40.081	0.386	0.010	154,9	10:12:50
4	12	PRO N.Mayr-Melnhof/R.Rast	Team WRT	Audi R8 LMS	7	1:40.300	0.605	0.219	154,6	10:16:13
5	5	PRO A.Kumpen/E.Ide	Phoenix Racing	Audi R8 LMS	19	1:40.311	0.616	0.011	154,6	10:39:16
6	51	PAM F.Salaquarda/F.Onidi	AF Corse	Ferrari 458 Italia GT3	28	1:40.345	0.650	0.034	154,5	11:08:42
7	6	PAM A.Ebrahim/M.Heemskerk	BMW Sports Trophy Team India by	BMW E89 Z4	9	1:40.426	0.731	0.081	154,4	10:26:18
8	28	PRO K.Chandhok/J.Seyffarth	SMS Seyffarth Motorsport	Mercedes SLS AMG GT3	27	1:40.429	0.734	0.003	154,4	11:08:09
9	35	PAM L.Ordonez/A.Buncombe	Nissan GT Academy Team RJN	Nissan GT-R Nismo GT3	20	1:40.592	0.897	0.163	154,1	10:51:44
10	9	PRO S.Loeb/A.Parente	Sebastien Loeb Racing	McLaren MP4-12C	7	1:40.849	1.154	0.257	153,7	10:25:48
11	10	PRO M.Parisy/A.Zuber	Sebastien Loeb Racing	McLaren MP4-12C	4	1:40.856	1.161	0.007	153,7	10:11:42
12	40	PAM M.Braams/D.Huisman	V8 Racing	Corvette Z06 GT3	12	1:40.872	1.177	0.016	153,7	10:44:19
13	32	PAM M.Shulzhitskiy/W.Reip	Nissan GT Academy Team RJN	Nissan GT-R Nismo GT3	23	1:41.047	1.352	0.175	153,4	11:13:54
14	21	PRO R.Zonta/S.Jimenez	BMW Sports Trophy Team Brasil	BMW E89 Z4	12	1:41.144	1.449	0.097	153,3	10:30:30
15	13	PRO E.Sandstrom/F.Stippler	Belgian Audi Club Team WRT	Audi R8 LMS	6	1:41.506	1.811	0.362	152,8	10:12:44
16	25	PAM H.Proczyk/D.Baumann	GRT Grasser Racing Team	Lamborghini LP560-4	7	1:41.558	1.863	0.052	152,7	10:13:45
17	0	PRO C.Bueno/A.Khodair	BMW Sports Trophy Team Brasil	BMW E89 Z4	7	1:42.112	2.417	0.554	151,8	10:17:20
18	14	PAM C.Campanico/C.Vieira	Novadrive	Audi R8 LMS	27	1:42.151	2.456	0.039	151,8	11:13:45
19	7	PAM P.Cunha/M.Stumpf	ACL by Rodrive	Lamborghini LP560-4	33	1:42.181	2.486	0.030	151,7	11:18:39
20	3	GTR P.Charouz/J.Stovicek	HTP Gravity Charouz	Mercedes SLS AMG GT3	16	1:47.175	7.480	4.994	144,7	10:44:56

Qualifying Time: 1:59.634 Percent: 120%

Publications Time:

Race Director:

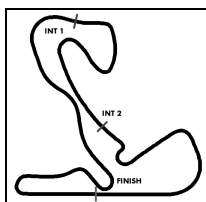
Time Keeping:

ver: 1.0

www.fiagtseries.com

Page 1/ 1 printed: 5.7.2013 11:23





FIA GT Series

Class results Free Practice 1



Provisional

Circuit Zandvoort, Length: 4307 m

Air temperature: 19.0°C

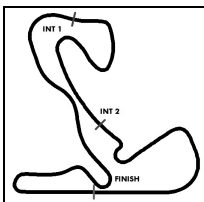
Track temperature: 18.0°C

Weather condition: Dry

Friday 5.7.2013 10:00

started : 20 classified : 20 not classified : 0

	Drivers	Team	Car	Lap	Best Time	Gap	Diff	Kph	Day Time
CLASS: PRO CUP									
	Started: 10	Classified: 10	Not Classified: 0						
1	11 S.Ortelli/L.Vanthoor	Belgian Audi Club Team WRT	Audi R8 LMS	22	1:39.695			155,5	10:53:56
2	1 M.Buhk/A.Day	HTP Gravity Charouz	Mercedes SLS AMG GT3	5	1:40.071	0.376	0.376	154,9	10:17:49
3	12 N.Mayr-Melnhof/R.Rast	Team WRT	Audi R8 LMS	7	1:40.300	0.605	0.219	154,6	10:16:13
4	5 A.Kumpen/E.Ide	Phoenix Racing	Audi R8 LMS	19	1:40.311	0.616	0.011	154,6	10:39:16
5	28 K.Chandhok/J.Seyffarth	SMS Seyffarth Motorsport	Mercedes SLS AMG GT3	27	1:40.429	0.734	0.003	154,4	11:08:09
6	9 S.Loeb/A.Parente	Sebastien Loeb Racing	McLaren MP4-12C	7	1:40.849	1.154	0.257	153,7	10:25:48
7	10 M.Parisy/A.Zuber	Sebastien Loeb Racing	McLaren MP4-12C	4	1:40.856	1.161	0.007	153,7	10:11:42
8	21 R.Zonta/S.Jimenez	BMW Sports Trophy Team Brasil	BMW E89 Z4	12	1:41.144	1.449	0.097	153,3	10:30:30
9	13 E.Sandstrom/F.Stippler	Belgian Audi Club Team WRT	Audi R8 LMS	6	1:41.506	1.811	0.362	152,8	10:12:44
10	0 C.Bueno/A.Khodair	BMW Sports Trophy Team Brasil	BMW E89 Z4	7	1:42.112	2.417	0.554	151,8	10:17:20



FIA GT Series

Class results Free Practice 1

Provisional



Netherlands
6-7 July 2013

Circuit Zandvoort, Length: 4307 m

Air temperature: 19.0°C

Track temperature: 18.0°C

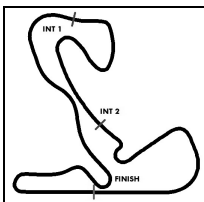
Weather condition: Dry

Friday 5.7.2013 10:00

started : 20 classified : 20 not classified : 0

Drivers	Team	Car	Lap	Best Time	Gap	Diff	Kph	Day Time	
CLASS: PRO-AM CUP									
Started: 9			Classified: 9			Not Classified: 0			
1 2	S.Afanasiev/A.Simonsen	HTP Gravity Charouz	Mercedes SLS AMG GT3	2	1:40.081	0.386	0.010	154,9	10:12:50
2 51	F.Salaquarda/F.Onidi	AF Corse	Ferrari 458 Italia GT3	28	1:40.345	0.650	0.034	154,5	11:08:42
3 6	A.Ebrahim/M.Heemskerk	BMW Sports Trophy Team India b	BMW E89 Z4	9	1:40.426	0.731	0.081	154,4	10:26:18
4 35	L.Ordonez/A.Buncombe	Nissan GT Academy Team RJN	Nissan GT-R Nismo GT3	20	1:40.592	0.897	0.163	154,1	10:51:44
5 40	M.Braams/D.Huisman	V8 Racing	Corvette Z06 GT3	12	1:40.872	1.177	0.016	153,7	10:44:19
6 32	M.Shulzhitskiy/W.Reip	Nissan GT Academy Team RJN	Nissan GT-R Nismo GT3	23	1:41.047	1.352	0.175	153,4	11:13:54
7 25	H.Proczyk/D.Baumann	GRT Grasser Racing Team	Lamborghini LP560-4	7	1:41.558	1.863	0.052	152,7	10:13:45
8 14	C.Campanico/C.Vieira	Novadriver	Audi R8 LMS	27	1:42.151	2.456	0.039	151,8	11:13:45
9 7	P.Cunha/M.Stumpf	ACL by Rodrive	Lamborghini LP560-4	33	1:42.181	2.486	0.030	151,7	11:18:39





FIA GT Series

Class results Free Practice 1

Provisional



Netherlands
6-7 July 2013

Circuit Zandvoort, Length: 4307 m

Air temperature: 19.0°C

Track temperature: 18.0°C

Weather condition: Dry

Friday 5.7.2013 10:00

started : 20 classified : 20 not classified : 0

Drivers	Team	Car	Lap	Best Time	Gap	Diff	Kph	Day Time
---------	------	-----	-----	-----------	-----	------	-----	----------

CLASS: GENTLEMEN TROPHY

Started: 1 Classified: 1 Not Classified: 0

1	3 P.Charouz/J.Stovicek	HTP Gravity Charouz	Mercedes SLS AMG GT3	16	1:47.175	7.480	4.994	144,7	10:44:56
---	------------------------	---------------------	----------------------	----	----------	-------	-------	-------	----------

Qualifying Time: 1:59.634 Percent: 120%

Publications Time:

Race Director:

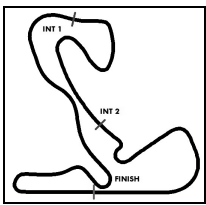
Time Keeping:

ver: 1.0

www.fiagtseries.com

Page 3/ 3 printed: 5.7.2013 11:23





FIA GT Series

Lap analysis Free Practice 1



Provisional

Circuit Zandvoort, Length: 4307 m
Air temperature: 19.0°C
Track temperature: 18.0°C
Weather condition: Dry

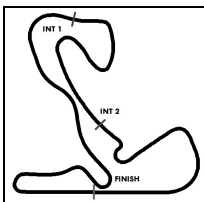
Friday 5.7.2013 10:00

Lap	Time	SE1	SP1	SE2	SP2	SE3	SP3	TSP	Lap	Time	SE1	SP1	SE2	SP2	SE3	SP3	TSP	
0	Carlos Bueno, BRA/ Allam Khodair, BRA										theoretical besttime:							
1	2:39.217								11	1:50.482								
2	1:56.074								12	6:51.043								
3	1:54.998								13	1:45.063								
4	5:41.807								14	1:49.699								
5	1:43.383								15	7:07.842								
6	1:42.979								16	1:42.548								
7	1:42.112								17	1:48.439								
8	1:42.173								18	5:25.470								
9	1:45.219								19	1:45.344								
10	1:42.156								20	1:43.498								

1 Maximilian Buhk, DEU/ Alon Day, ISR									theoretical besttime: 1:39.973								
1	11:07.661	10:07.972	195	26.774	216	32.915	238		10	1:40.577	44.135	198	26.559	218	29.883	237	252
2	1:40.797	44.067	197	27.108	215	29.622	239	251	11	1:40.496	43.991	198	26.730	216	29.775	238	252
3	1:40.254	44.081	198	26.523	218	29.650	238	253	12	2:24.088	57.066	104	41.869	151	45.153		252
4	1:40.652	44.121	198	26.425	218	30.106	238	252	13	22:54.948	21:41.097	144	29.724	173	44.127		
5	1:40.071	44.049	199	26.465	218	29.557	239	252	14	8:00.755	6:55.462	170	33.512	188	31.781	236	
6	1:49.518	45.193	196	26.990	214	37.335		252	15	1:42.612	45.173	195	27.111	217	30.328	236	250
7	5:44.665	4:47.483	195	26.901	216	30.281	235		16	1:42.028	44.999	197	26.910	217	30.119	236	251
8	1:41.112	44.576	197	26.531	218	30.005	238	250	17	1:42.141	44.796	197	27.069	217	30.276	235	251
9	1:41.000	44.257	198	26.846	214	29.897	238	251	18	1:52.442	48.253	193	32.148	163	32.041	233	251

2 Sergei Afanasiev, RUS/ Andreas Simonsen, SWE									theoretical besttime: 1:39.909								
1	11:10.062	10:08.786	191	26.664	215	34.612	239		17	1:41.465	44.652	196	26.793	216	30.020	237	251
2	1:40.081	44.122	197	26.308	217	29.651	241	253	18	1:41.874	44.459	198	27.196	215	30.219	237	251
3	1:40.698	44.053	199	26.979	216	29.666	240	254	19	1:41.651	44.701	196	26.801	216	30.149	238	251
4	1:40.112	44.015	199	26.511	218	29.586	240	254	20	1:42.877	44.915	195	26.979	215	30.983	237	251
5	1:40.357	44.142	199	26.587	217	29.628	240	253	21	1:42.593	45.138	183	27.188	215	30.267	238	251
6	1:48.258	44.166	197	26.746	216	37.346		253	22	1:55.018	45.205	194	27.085	215	42.728		247
7	5:52.195	4:53.804	171	27.917	216	30.474	237		23	8:16.673	7:17.709	188	27.540	216	31.424	236	
8	1:42.263	44.904	192	27.159	216	30.200	237	252	24	1:44.326	46.716	192	27.113	218	30.497	238	251
9	1:42.019	44.589	194	27.198	218	30.232	238	252	25	1:42.431	45.011	190	27.077	217	30.343	237	251
10	1:42.181	44.537	194	26.841	217	30.803	236	251	26	1:49.263	45.036	192	27.217	217	37.010		251
11	1:42.895	45.091	194	27.385	216	30.419	238	251	27	5:06.081	3:59.146	140	32.953	128	33.982	203	
12	1:44.734	46.265	174	28.240	217	30.229	239	252	28	1:50.743	50.965	172	28.598	195	31.180	227	164
13	1:42.247	44.659	194	27.050	216	30.538	238	254	29	1:50.517	47.070	185	29.210	170	34.237	184	232
14	1:49.843	45.276	195	27.037	212	37.530		252	30	2:07.555	56.359	129	31.175	142	40.021	161	157
15	7:08.461	6:11.377	191	26.792	215	30.292	228		31		47.738	190	27.909	204			204
16	1:41.545	44.761	197	26.812	217	29.972	237	245									

3 Petr Charouz, CZE/ Jan Stovicek, CZE									theoretical besttime: 1:47.175								
1	7:45.340	6:33.857	145	34.396	152	37.087	187		15	1:51.600	50.056	184	29.243	197	32.301	228	243
2	2:06.802	53.115	167	30.219	123	43.468		197	16	1:47.175	47.415	186	27.861	208	31.899	215	244
3	6:45.148	5:40.276	168	30.569	154	34.303	227		17	2:00.637	51.596	178	28.201	198	40.840		225
4	1:49.954	48.835	181	28.282	213	32.837	229	228	18	8:52.884	7:38.168	149	32.927	160	41.789	195	
5	1:50.432	49.109	183	28.043	214	33.280	230	241	19	2:53.964	1:09.395	98	43.984	98	1:00.585		177
6	1:57.875	55.744	167	28.651	209	33.480	228	245	20	8:23.316	7:17.405	152	31.118	187	34.793	228	
7	2:02.925	48.973	178	28.281	212	45.671		238	21	1:59.562	52.570	157	31.753	149	35.239	209	235
8	5:45.671	4:43.030	176	30.128	190	32.513	228		22	1:57.794	53.174	145	30.039	164	34.581	222	173
9	1:50.433	49.971	180	28.153	214	32.309	218	208	23	1:54.403	51.738	172	29.312	199	33.353	225	180
10	1:58.297	54.490	166	30.014	196	33.793	222	176	24	1:51.279	50.164	170	28.766	212	32.349	228	195
11	1:52.607	50.187	170	29.778	214	32.642	225	235	25	1:51.098	49.429	156	29.465	206	32.204	230	200
12	1:54.264	51.923	175	28.383	185	33.958	230	235	26	1:49.956	49.120	165	28.870	187	31.966	232	223
13	1:48.423	48.438	177	27.999	208	31.986	230	240	27	1:49.887	49.513	164	28.392	211	31.982	231	204
14	1:49.600	48.494	183	27.954	197	33.152	230	238	28		52.097	164	31.913	150			197



FIA GT Series

Lap analysis Free Practice 1



Netherlands
6-7 July 2013

Provisional

Circuit Zandvoort, Length: 4307 m

Air temperature: 19.0°C

Track temperature: 18.0°C

Weather condition: Dry

Friday 5.7.2013 10:00

Lap	Time	SE1	SP1	SE2	SP2	SE3	SP3	TSP	Lap	Time	SE1	SP1	SE2	SP2	SE3	SP3	TSP
9	1:42.814	45.619	196	27.175	215	30.020	241	251	24	1:48.708	45.311	194	27.204	216	36.193		251
10	1:41.856	44.880	197	27.044	215	29.932	241	252	25	4:09.126	3:11.257	190	27.585	213	30.284	238	
11	1:58.302	47.560	160	29.177	179	41.565		249	26	1:41.567	44.669	198	26.879	215	30.019	240	250
12	7:16.840	6:14.932	176	27.952	214	33.956	236		27	1:41.396	44.768	198	26.795	217	29.833	240	252
13	1:44.429	46.044	191	27.756	216	30.629	237	250	28	1:41.298	44.673	198	26.948	218	29.677	240	252
14	1:43.511	45.707	194	27.665	217	30.139	240	250	29	1:41.167	44.507	200	26.819	217	29.841	241	251
15	1:42.334	44.837	193	27.295	215	30.202	241	253	30	1:51.939	44.884	197	27.089	216	39.966		253

40 Maximilian Braams, NLD/ Duncan Huisman, NLD

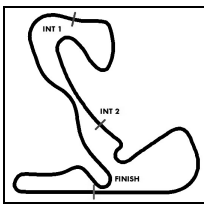
theoretical besttime: 1:40.798

1	2:41.417	1:33.522	166	28.202	175	39.693			14	6:06.847	5:05.071	159	29.197	179	32.579	235	
2	4:23.746	3:26.035	185	27.269	187	30.442	238		15	1:49.302	48.129	169	28.281	194	32.892	238	213
3	1:42.440	45.531	192	26.862	212	30.047	237	233	16	1:46.379	47.136	176	28.294	193	30.949	236	216
4	1:51.299	45.570	189	27.189	213	38.540		236	17	2:54.600	1:05.760	109	43.210	89	1:05.630		144
5	13:48.559	12:49.282	170	27.943	206	31.334	235		18	6:27.616	5:28.097	166	28.285	202	31.234	238	
6	1:43.565	46.290	193	26.932	211	30.343	237	227	19	1:44.770	46.200	182	27.705	208	30.865	239	242
7	1:42.065	44.910	196	27.267	214	29.888	238	242	20	1:45.083	46.151	185	28.253	206	30.679	236	238
8	1:41.580	44.842	195	26.779	214	29.959	238	246	21	1:43.813	45.710	192	27.712	210	30.391	238	239
9	1:54.079	46.890	178	28.198	193	38.991		228	22	1:43.790	45.751	191	27.440	214	30.599	238	
10	9:28.808	8:30.925	188	27.570	206	30.313	237		23	1:44.605	46.114	193	27.745	213	30.746	239	247
11	1:41.378	44.815	197	26.824	215	29.739	240	247	24	1:43.729	45.793	192	27.413	211	30.523	239	249
12	1:40.872	44.390	198	26.669	215	29.813	239	251	25	2:31.645	59.459	84	41.120	135	51.066		248
13	1:54.158	46.686	170	28.379	191	39.093		247									

51 Filip Salaquarda, CZE/ Fabio Onidi, ITA

theoretical besttime: 1:40.345

1	2:24.402	1:11.622	145	30.962	176	41.818			19	1:43.106	45.266	192	27.417	213	30.423	238	250
2	3:16.051	2:16.435	170	28.170	208	31.446	230		20	1:50.535	45.053	190	27.543	206	37.939		253
3	1:44.349	46.689	188	27.217	214	30.443	236	243	21	5:13.731	4:15.577	176	27.700	214	30.454	237	
4	1:43.065	45.687	191	27.086	214	30.292	237	250	22	1:42.950	45.031	193	27.475	214	30.444	234	249
5	1:45.281	46.512	189	27.736	203	31.033	236	217	23	1:42.622	44.972	191	27.275	216	30.375	237	252
6	1:42.321	45.305	194	27.039	214	29.977	237	249	24	1:50.747	45.500	185	27.650	212	37.597		253
7	1:42.452	45.056	191	27.274	217	30.122	237	252	25	4:57.819	3:13.914	101	44.019	100	59.886		
8	1:51.858	45.786	192	27.204	213	38.868		253	26	6:35.646	5:32.408	142	30.390	186	32.848	236	
9	4:52.956	3:53.498	179	27.910	184	31.548	237		27	1:44.710	44.959	193	27.520	204	32.231	238	250
10	1:42.996	45.504	190	27.106	215	30.386	238	251	28	1:40.345	44.168	197	26.452	216	29.725	239	253
11	1:43.028	45.656	191	27.071	215	30.301	239	252	29	1:45.535	44.442	192	27.617	181	33.476	238	254
12	1:48.284	47.458	163	29.815	195	31.011	237	252	30	1:50.899	45.061	191	27.123	212	38.715		252
13	1:42.777	45.455	193	27.139	216	30.183	238	251	31	3:38.041	2:40.021	179	27.434	214	30.586	236	
14	1:53.437	46.841	193	27.693	209	38.903		253	32	1:42.863	45.086	180	27.237	205	30.540	236	250
15	4:31.015	3:27.969	136	30.776	164	32.270	234		33	1:41.237	44.314	196	26.618	217	30.305	224	251
16	1:47.887	48.134	172	28.204	215	31.549	228	216	34	1:44.996	46.874	173	27.882	208	30.240	236	243
17	1:44.577	46.290	180	27.471	216	30.816	233	230	35		44.271	197	26.739	214			251
18	1:43.844	45.287	190	27.663	208	30.894	236	249									



FIA GT Series

Result List Free Practice 2



Provisional

Circuit Zandvoort, Length: 4307 m
Air temperature: 19.3°C
Track temperature: 29.1°C
Weather condition: Dry

Friday 5.7.2013 15:40

started : 19 classified : 19 not classified : 0

	Cl.	Drivers	Team	Car	Lap	Best Time	Gap	Diff	Kph	Day Time
1	1	PRO M.Buhk/A.Day	HTP Gravity Charouz	Mercedes SLS AMG GT3	19	1:39.575			155,7	16:32:02
2	2	PAM S.Afanasiev/A.Simonsen	HTP Gravity Charouz	Mercedes SLS AMG GT3	18	1:39.582	0.007	0.007	155,7	16:26:55
3	12	PRO N.Mayr-Melnhof/R.Rast	Team WRT	Audi R8 LMS	10	1:39.704	0.129	0.122	155,5	16:02:44
4	51	PAM F.Salaquarda/F.Onidi	AF Corse	Ferrari 458 Italia GT3	24	1:39.885	0.310	0.181	155,2	16:32:21
5	25	PAM H.Proczyk/D.Baumann	GRT Grasser Racing Team	Lamborghini LP560-4	28	1:40.002	0.427	0.117	155,0	16:50:03
6	0	PRO C.Bueno/A.Khodair	BMW Sports Trophy Team Brasil	BMW E89 Z4	27	1:40.072	0.497	0.070	154,9	16:49:33
7	5	PRO A.Kumpen/E.Ide	Phoenix Racing	Audi R8 LMS	27	1:40.085	0.510	0.013	154,9	16:45:06
8	9	PRO S.Loeb/A.Parente	Sebastien Loeb Racing	McLaren MP4-12C	26	1:40.090	0.515	0.005	154,9	16:54:00
9	13	PRO E.Sandstrom/F.Stippler	Belgian Audi Club Team WRT	Audi R8 LMS	7	1:40.170	0.595	0.080	154,8	15:53:48
10	21	PRO R.Zonta/S.Jimenez	BMW Sports Trophy Team Brasil	BMW E89 Z4	28	1:40.494	0.919	0.324	154,3	16:52:05
11	28	PRO K.Chandhok/J.Seyffarth	SMS Seyffarth Motorsport	Mercedes SLS AMG GT3	17	1:40.590	1.015	0.096	154,1	16:24:38
12	35	PAM L.Ordonez/A.Buncombe	Nissan GT Academy Team RJN	Nissan GT-R Nismo GT3	26	1:40.654	1.079	0.064	154,0	16:46:06
13	6	PAM A.Ebrahim/M.Heemskerck	BMW Sports Trophy Team India by	BMW E89 Z4	8	1:40.796	1.221	0.142	153,8	15:56:08
14	10	PRO M.Parisy/A.Zuber	Sebastien Loeb Racing	McLaren MP4-12C	25	1:40.830	1.255	0.034	153,8	16:49:50
15	40	PAM M.Braams/D.Huisman	V8 Racing	Corvette Z06 GT3	8	1:40.857	1.282	0.027	153,7	16:02:39
16	7	PAM P.Cunha/M.Stumpf	ACL by Rodrive	Lamborghini LP560-4	21	1:41.051	1.476	0.194	153,4	16:23:08
17	14	PAM C.Campanico/C.Vieira	Novadrivier	Audi R8 LMS	22	1:41.187	1.612	0.136	153,2	16:33:27
18	11	PRO S.Ortelli/L.Vanthoor	Belgian Audi Club Team WRT	Audi R8 LMS	6	1:41.734	2.159	0.547	152,4	15:51:13
19	3	GTR P.Charouz/J.Stovicek	HTP Gravity Charouz	Mercedes SLS AMG GT3	30	1:45.928	6.353	4.194	146,4	16:53:20

Qualifying Time: 1:59.490 Percent: 120%

Publications Time:

Race Director:

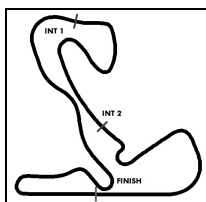
Time Keeping:

ver: 1.0

www.fiagtseries.com

Page 1/ 1 printed: 5.7.2013 17:04





FIA GT Series

Class results Free Practice 2



Provisional

Circuit Zandvoort, Length: 4307 m

Air temperature: 19.3°C

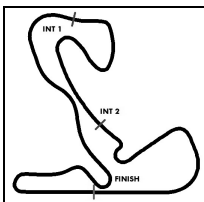
Track temperature: 29.1°C

Weather condition: Dry

Friday 5.7.2013 15:40

started : 19 classified : 19 not classified : 0

Drivers	Team	Car	Lap	Best Time	Gap	Diff	Kph	Day Time
CLASS: PRO CUP								
Started: 10			Classified: 10			Not Classified: 0		
1	1 M.Buhk/A.Day	HTP Gravity Charouz	Mercedes SLS AMG GT3	19	1:39.575		155,7	16:32:02
2	12 N.Mayr-Melnhof/R.Rast	Team WRT	Audi R8 LMS	10	1:39.704	0.129	0.122 155,5	16:02:44
3	0 C.Bueno/A.Khodair	BMW Sports Trophy Team Brasil	BMW E89 Z4	27	1:40.072	0.497	0.070 154,9	16:49:33
4	5 A.Kumpen/E.Ide	Phoenix Racing	Audi R8 LMS	27	1:40.085	0.510	0.013 154,9	16:45:06
5	9 S.Loeb/A.Parente	Sebastien Loeb Racing	McLaren MP4-12C	26	1:40.090	0.515	0.005 154,9	16:54:00
6	13 E.Sandstrom/F.Stippler	Belgian Audi Club Team WRT	Audi R8 LMS	7	1:40.170	0.595	0.080 154,8	15:53:48
7	21 R.Zonta/S.Jimenez	BMW Sports Trophy Team Brasil	BMW E89 Z4	28	1:40.494	0.919	0.324 154,3	16:52:05
8	28 K.Chandhok/J.Seyffarth	SMS Seyffarth Motorsport	Mercedes SLS AMG GT3	17	1:40.590	1.015	0.096 154,1	16:24:38
9	10 M.Parisy/A.Zuber	Sebastien Loeb Racing	McLaren MP4-12C	25	1:40.830	1.255	0.034 153,8	16:49:50
10	11 S.Ortelli/L.Vanthoor	Belgian Audi Club Team WRT	Audi R8 LMS	6	1:41.734	2.159	0.547 152,4	15:51:13



FIA GT Series

Class results Free Practice 2

Provisional



Netherlands
6-7 July 2013

Circuit Zandvoort, Length: 4307 m

Air temperature: 19.3°C

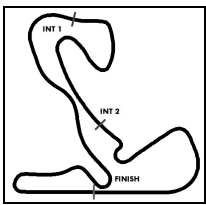
Track temperature: 29.1°C

Weather condition: Dry

Friday 5.7.2013 15:40

started : 19 classified : 19 not classified : 0

Drivers	Team	Car	Lap	Best Time	Gap	Diff	Kph	Day Time
CLASS: PRO-AM CUP								
Started: 8			Classified: 8			Not Classified: 0		
1 2 S.Afanasyev/A.Simonsen	HTP Gravity Charouz	Mercedes SLS AMG GT3	18	1:39.582	0.007	0.007	155,7	16:26:55
2 51 F.Salaquarda/F.Onidi	AF Corse	Ferrari 458 Italia GT3	24	1:39.885	0.310	0.181	155,2	16:32:21
3 25 H.Proczyk/D.Baumann	GRT Grasser Racing Team	Lamborghini LP560-4	28	1:40.002	0.427	0.117	155,0	16:50:03
4 35 L.Ordonez/A.Buncombe	Nissan GT Academy Team RJN	Nissan GT-R Nismo GT3	26	1:40.654	1.079	0.064	154,0	16:46:06
5 6 A.Ebrahim/M.Heemskerk	BMW Sports Trophy Team India b	BMW E89 Z4	8	1:40.796	1.221	0.142	153,8	15:56:08
6 40 M.Braams/D.Huisman	V8 Racing	Corvette Z06 GT3	8	1:40.857	1.282	0.027	153,7	16:02:39
7 7 P.Cunha/M.Stumpf	ACL by Rodrive	Lamborghini LP560-4	21	1:41.051	1.476	0.194	153,4	16:23:08
8 14 C.Campanico/C.Vieira	Novadrivier	Audi R8 LMS	22	1:41.187	1.612	0.136	153,2	16:33:27



FIA GT Series

Class results Free Practice 2

Provisional



Netherlands
6-7 July 2013

Circuit Zandvoort, Length: 4307 m
Air temperature: 19.3°C
Track temperature: 29.1°C
Weather condition: Dry

Friday 5.7.2013 15:40

started : 19 classified : 19 not classified : 0

Drivers	Team	Car	Lap	Best Time	Gap	Diff	Kph	Day Time
---------	------	-----	-----	-----------	-----	------	-----	----------

CLASS: GENTLEMEN TROPHY

Started: 1 Classified: 1 Not Classified: 0

1	3 P.Charouz/J.Stovicek	HTP Gravity Charouz	Mercedes SLS AMG GT3	30	1:45.928	6.353	4.194	146,4	16:53:20
---	------------------------	---------------------	----------------------	----	----------	-------	-------	-------	----------

Qualifying Time: 1:59.490 Percent: 120%

Publications Time:

Race Director:

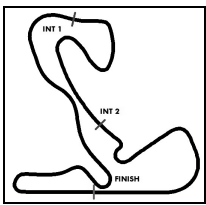
Time Keeping:

ver: 1.0

www.fiagtseries.com

Page 3/ 3 printed: 5.7.2013 17:04





FIA GT Series

Result List Qualifying 1

Provisional



Circuit Zandvoort, Length: 4307 m
Air temperature: 20.3°C
Track temperature: 18.1°C
Weather condition: Dry

Saturday 6.7.2013 09:00

started : 20 classified : 20 not classified : 0

	Cl.	Drivers	Team	Car	Lap	Best Time	Gap	Diff	Kph	Day Time
1	1	PRO M.Buhk/A.Day	HTP Gravity Charouz	Mercedes SLS AMG GT3	3	1:38.586			157,3	9:06:49
2	2	PAM S.Afanasiev/A.Simonsen	HTP Gravity Charouz	Mercedes SLS AMG GT3	2	1:39.056	0.470	0.470	156,5	9:05:40
3	0	PRO C.Bueno/A.Khodair	BMW Sports Trophy Team Brasil	BMW E89 Z4	7	1:39.201	0.615	0.145	156,3	9:15:37
4	14	PAM C.Campanico/C.Vieira	Novadrivier	Audi R8 LMS	2	1:39.558	0.972	0.357	155,7	9:04:42
5	51	PAM F.Salaquarda/F.Onidi	AF Corse	Ferrari 458 Italia GT3	2	1:39.558	0.972		155,7	9:07:45
6	13	PRO E.Sandstrom/F.Stippler	Belgian Audi Club Team WRT	Audi R8 LMS	3	1:39.590	1.004	0.032	155,7	9:11:42
7	21	PRO R.Zonta/S.Jimenez	BMW Sports Trophy Team Brasil	BMW E89 Z4	2	1:39.639	1.053	0.049	155,6	9:05:38
8	9	PRO S.Loeb/A.Parente	Sebastien Loeb Racing	McLaren MP4-12C	2	1:39.733	1.147	0.094	155,5	9:11:18
9	25	PAM H.Proczyk/D.Baumann	GRT Grasser Racing Team	Lamborghini LP560-4	4	1:39.895	1.309	0.162	155,2	9:07:13
10	35	PAM L.Ordonez/A.Buncombe	Nissan GT Academy Team RJN	Nissan GT-R Nismo GT3	3	1:39.986	1.400	0.091	155,1	9:05:42
11	5	PRO A.Kumpen/E.Ide	Phoenix Racing	Audi R8 LMS	3	1:39.987	1.401	0.001	155,1	9:11:28
12	28	PRO K.Chandhok/J.Seyffarth	SMS Seyffarth Motorsport	Mercedes SLS AMG GT3	3	1:40.272	1.686	0.285	154,6	9:07:02
13	7	PAM P.Cunha/M.Stumpf	ACL by Rodrive	Lamborghini LP560-4	7	1:40.405	1.819	0.133	154,4	9:15:16
14	11	PRO S.Ortelli/L.Vanthoor	Belgian Audi Club Team WRT	Audi R8 LMS	3	1:40.419	1.833	0.014	154,4	9:12:52
15	10	PRO M.Parisy/A.Zuber	Sebastien Loeb Racing	McLaren MP4-12C	4	1:40.524	1.938	0.105	154,2	9:14:01
16	6	PAM A.Ebrahim/M.Heemskerk	BMW Sports Trophy Team India by	BMW E89 Z4	3	1:40.673	2.087	0.149	154,0	9:13:19
17	32	PAM M.Shulzhitskiy/W.Reip	Nissan GT Academy Team RJN	Nissan GT-R Nismo GT3	6	1:40.909	2.323	0.236	153,7	9:11:01
18	40	PAM M.Braams/D.Huisman	V8 Racing	Corvette Z06 GT3	5	1:41.745	3.159	0.836	152,4	9:09:02
19	3	GTR P.Charouz/J.Stovicek	HTP Gravity Charouz	Mercedes SLS AMG GT3	4	1:45.313	6.727	3.568	147,2	9:08:29
20	12	PRO N.Mayr-Melnhof/R.Rast	Team WRT	Audi R8 LMS	2	1:59.878	21.292	14.565	129,3	9:04:13

Publications Time:

Race Director:

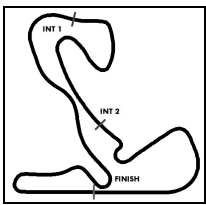
Time Keeping:

ver: 1.0

www.fiagtseries.com

Page 1/ 1 printed: 6.7.2013 9:17





FIA GT Series

Class results Qualifying 1

Provisional



Netherlands
6-7 July 2013

Circuit Zandvoort, Length: 4307 m

Air temperature: 20.3°C

Track temperature: 18.1°C

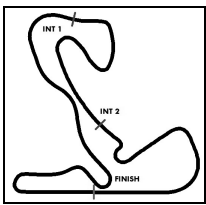
Weather condition: Dry

Saturday 6.7.2013 09:00

started : 20 classified : 20 not classified : 0

Drivers	Team	Car	Lap	Best Time	Gap	Diff	Kph	Day Time		
CLASS: PRO CUP										
Started: 10			Classified: 10			Not Classified: 0				
1	1	M.Buhk/A.Day	HTP Gravity Charouz	Mercedes SLS AMG GT3	3	1:38.586		157,3	9:06:49	
2	0	C.Bueno/A.Khodair	BMW Sports Trophy Team Brasil	BMW E89 Z4	7	1:39.201	0.615	0.145	156,3	9:15:37
3	13	E.Sandstrom/F.Stippler	Belgian Audi Club Team WRT	Audi R8 LMS	3	1:39.590	1.004	0.032	155,7	9:11:42
4	21	R.Zonta/S.Jimenez	BMW Sports Trophy Team Brasil	BMW E89 Z4	2	1:39.639	1.053	0.049	155,6	9:05:38
5	9	S.Loeb/A.Parente	Sebastien Loeb Racing	McLaren MP4-12C	2	1:39.733	1.147	0.094	155,5	9:11:18
6	5	A.Kumpen/E.Ide	Phoenix Racing	Audi R8 LMS	3	1:39.987	1.401	0.001	155,1	9:11:28
7	28	K.Chandhok/J.Seyffarth	SMS Seyffarth Motorsport	Mercedes SLS AMG GT3	3	1:40.272	1.686	0.285	154,6	9:07:02
8	11	S.Ortelli/L.Vanthoor	Belgian Audi Club Team WRT	Audi R8 LMS	3	1:40.419	1.833	0.014	154,4	9:12:52
9	10	M.Parisy/A.Zuber	Sebastien Loeb Racing	McLaren MP4-12C	4	1:40.524	1.938	0.105	154,2	9:14:01
10	12	N.Mayr-Melnhof/R.Rast	Team WRT	Audi R8 LMS	2	1:59.878	21.292	14.565	129,3	9:04:13





FIA GT Series

Class results Qualifying 1

Provisional



Netherlands
6-7 July 2013

Circuit Zandvoort, Length: 4307 m

Air temperature: 20.3°C

Track temperature: 18.1°C

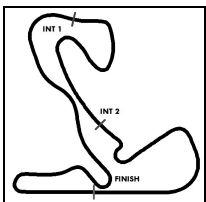
Weather condition: Dry

Saturday 6.7.2013 09:00

started : 20 classified : 20 not classified : 0

Drivers	Team	Car	Lap	Best Time	Gap	Diff	Kph	Day Time	
CLASS: PRO-AM CUP									
Started: 9			Classified: 9			Not Classified: 0			
1 2	S.Afanasiev/A.Simonsen	HTP Gravity Charouz	Mercedes SLS AMG GT3	2	1:39.056	0.470	0.470	156,5	9:05:40
2 14	C.Campanico/C.Vieira	Novadriver	Audi R8 LMS	2	1:39.558	0.972	0.357	155,7	9:04:42
3 51	F.Salaquarda/F.Onidi	AF Corse	Ferrari 458 Italia GT3	2	1:39.558	0.972		155,7	9:07:45
4 25	H.Proczyk/D.Baumann	GRT Grasser Racing Team	Lamborghini LP560-4	4	1:39.895	1.309	0.162	155,2	9:07:13
5 35	L.Ordonez/A.Buncombe	Nissan GT Academy Team RJN	Nissan GT-R Nismo GT3	3	1:39.986	1.400	0.091	155,1	9:05:42
6 7	P.Cunha/M.Stumpf	ACL by Rodrive	Lamborghini LP560-4	7	1:40.405	1.819	0.133	154,4	9:15:16
7 6	A.Ebrahim/M.Heemskerck	BMW Sports Trophy Team India b	BMW E89 Z4	3	1:40.673	2.087	0.149	154,0	9:13:19
8 32	M.Shulzhitskiy/W.Reip	Nissan GT Academy Team RJN	Nissan GT-R Nismo GT3	6	1:40.909	2.323	0.236	153,7	9:11:01
9 40	M.Braams/D.Huisman	V8 Racing	Corvette Z06 GT3	5	1:41.745	3.159	0.836	152,4	9:09:02





FIA GT Series

Class results Qualifying 1

Provisional



Netherlands
6-7 July 2013

Circuit Zandvoort, Length: 4307 m

Air temperature: 20.3°C

Track temperature: 18.1°C

Weather condition: Dry

Saturday 6.7.2013 09:00

started : 20 classified : 20 not classified : 0

Drivers	Team	Car	Lap	Best Time	Gap	Diff	Kph	Day Time
---------	------	-----	-----	-----------	-----	------	-----	----------

CLASS: GENTLEMEN TROPHY

Started: 1 Classified: 1 Not Classified: 0

1	3 P.Charouz/J.Stovicek	HTP Gravity Charouz	Mercedes SLS AMG GT3	4	1:45.313	6.727	3.568	147,2	9:08:29
---	------------------------	---------------------	----------------------	---	----------	-------	-------	-------	---------

Publications Time:

Race Director:

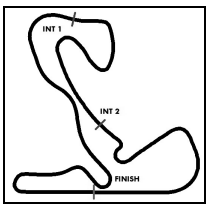
Time Keeping:

ver: 1.0

www.fiagtseries.com

Page 3/ 3 printed: 6.7.2013 9:17





FIA GT Series

Lap analysis Qualifying 1

Provisional



Netherlands
6-7 July 2013

Circuit Zandvoort, Length: 4307 m

Air temperature: 20.2°C

Track temperature: 18.1°C

Weather condition: Dry

Saturday 6.7.2013 09:00

Lap	Time	SE1	SP1	SE2	SP2	SE3	SP3	TSP	Lap	Time	SE1	SP1	SE2	SP2	SE3	SP3	TSP
0	Carlos Bueno, BRA/ Allam Khodair, BRA								theoretical besttime: 1:39.201								
1	2:22.259	1:24.318	192	27.084		30.857			5	1:51.498	44.229	195	26.390	212	40.879		245
2	1:48.147	44.298	172	32.482	161	31.367	233		6	4:32.462	3:33.587	196	28.319	191	30.556	235	
3	1:39.926	44.174	198	26.130	212	29.622	234	246	7	1:39.201	43.755	196	26.014	212	29.432	233	247
4	1:44.231	44.166	197	27.694		32.371	233	247	8	58.891	122	32.560	151				231

1	Maximilian Buhk, DEU/ Alon Day, ISR								theoretical besttime: 1:38.351								
1	3:31.987	2:32.421	178	29.302	201	30.264	237		3	1:38.586	43.474	202	25.995	220	29.117	238	251
2	1:38.836	43.820	200	25.810	220	29.206	239	249	4	1:49.333	43.424	201	26.156	220	39.753		252

2	Sergei Afanasiev, RUS/ Andreas Simonsen, SWE								theoretical besttime: 1:39.056								
1	4:01.169	2:59.401	159	30.907	205	30.861	238		3	1:42.831	43.893	197	26.675	197	32.263	239	249
2	1:39.056	43.579	199	25.951	220	29.526	233	251	4	1:47.417	43.666	198	26.594	220	37.157		253

3	Petr Charouz, CZE/ Jan Stovicek, CZE								theoretical besttime: 1:44.879								
1	3:07.976	2:05.393	144	30.035	203	32.548	233		5	1:51.452	50.095	156	29.928	198	31.429	235	228
2	1:47.030	47.964	175	27.716	210	31.350	235	238	6	1:45.747	46.946	183	27.597	215	31.204	235	236
3	1:48.994	48.794	163	29.006	209	31.194	236	241	7	1:45.641	47.085	182	27.482	216	31.074	235	243
4	1:45.313	46.323	180	27.680	214	31.310	233	242	8	2:00.593	46.930	183	28.015	187	45.648		228

5	Anthony Kumpen, BEL/ Enzo Ide, BEL								theoretical besttime: 1:39.605								
1	8:08.291	7:10.829	187	27.940	214	29.522	237		4	1:40.190	43.891	201	26.637	215	29.662	235	249
2	1:40.053	44.299	199	26.414	213	29.340	236		5	2:04.242	50.163	153	31.244	150	42.835		247
3	1:39.987	44.137	199	26.550	216	29.300	235	249									

6	Armaan Ebrahim, IND/ Melroy Heemskerck, NLD								theoretical besttime: 1:40.492								
1	9:58.163	9:00.285	185	27.469	212	30.409	232		4	1:41.152	44.342	195	26.744	216	30.066	234	248
2	1:41.211	44.919	195	26.652	215	29.640	234	246	5	2:08.961	58.510	160	29.422	211	41.029		248
3	1:40.673	44.200	198	26.794	214	29.679	235	248									

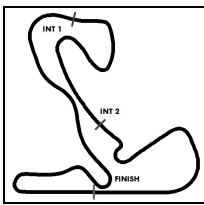
7	Patrick Cunha, PRT/ Matheus Stumpf, BRA								theoretical besttime: 1:40.263								
1	4:23.362	3:04.429	91	37.674	170	41.259			5	1:51.471	49.558	160	30.368	177	31.545	233	248
2	2:19.122	1:19.673	172	28.710	213	30.739	231		6	1:40.937	44.658	199	26.417	217	29.862	234	245
3	1:40.742	44.478	194	26.260	216	30.004	234	242	7	1:40.405	44.249	198	26.402		29.754	234	245
4	1:40.961	44.501	193	26.524	216	29.936	235	246	8	2:04.880	53.633	152	30.647	177	40.600		195

9	Sebastien Loeb, FRA/ Alvaro Parente, PRT								theoretical besttime: 1:39.733								
1	9:38.482	8:38.421	178	27.918	217	32.143	238		4	1:40.229	44.162	201	26.328	220	29.739	1	253
2	1:39.733	43.964	200	26.110	220	29.659	239	253	5	2:01.602	49.298	165	29.053	168	43.251		254
3	1:46.696	47.892	179	27.718	199	31.086		254									

10	Mike Parisy, FRA/ Andreas Zuber, AUT								theoretical besttime: 1:40.272								
1	8:59.172	8:02.193	177	26.913	215	30.066	239		4	1:40.524	44.450	195	26.538	221	29.536	239	251
2	1:40.657	44.692	192	26.294	220	29.671	238	250	5	2:06.906	49.626	179	28.970	153	48.310		192
3	1:40.821	44.677	193	26.616	219	29.528	235	250									

11	Stephane Ortelli, MCO/ Laurens Vanthoor, BEL								theoretical besttime: 1:40.419								
1	9:31.386	8:21.761	99	34.158	89	35.467			3	1:40.419	44.540	196	26.529	215	29.350	235	244
2	1:40.871	44.938	194	26.579	214	29.354	238	245	4	1:51.549	46.482	183	26.957	214	38.110		245

12	Niki Mayr-Melnhof, AUT/ Rene Rast, DEU								theoretical besttime: 1:52.132								
1	2:13.763	1:05.293	147	32.913	179	35.557	219		3	1:58.688	49.387	177	28.559		40.742		211
2	1:59.878	52.889	156	32.803	159	34.186	227	219									



FIA GT Series

Lap analysis Qualifying 1



Provisional

Circuit Zandvoort, Length: 4307 m
Air temperature: 20.2°C
Track temperature: 18.1°C
Weather condition: Dry

Saturday 6.7.2013 09:00

Lap	Time	SE1	SP1	SE2	SP2	SE3	SP3	TSP	Lap	Time	SE1	SP1	SE2	SP2	SE3	SP3	TSP
13	Edward Sandstrom, SWE/ Frank Stippler, DEU								theoretical besttime: 1:39.488								
1	8:22.428	7:25.686	185	26.778		29.964	235		4	1:39.710	43.906	201	26.379	214	29.425	235	250
2	1:40.391	44.616	190	26.409	213	29.366	236		5	1:52.169	46.054	185	26.630	209	39.485		242
3	1:39.590	44.008	196	26.229	214	29.353		248									

14	Cesar Campanico, PRT/ Carlos Vieira, PRT								theoretical besttime: 1:39.413								
1	3:03.263	2:04.704	151	28.353	207	30.206	233		5	1:57.502	53.355	159	33.235	151	30.912	232	216
2	1:39.558	44.232	197	26.084	213	29.242	235	244	6	1:40.147	44.292	196	26.404	213	29.451	234	246
3	1:50.505	50.189	152	29.675	176	30.641	232	246	7	1:57.072	48.098	165	29.106	191	39.868		233
4	1:39.663	44.087	197	26.196	213	29.380											

21	Ricardo Zonta, BRA/ Sergio Jimenez, BRA								theoretical besttime: 1:39.518								
1	3:59.396	2:55.000	159	32.147	204	32.249	230		4	1:39.674	43.974	198	26.252		29.448	233	247
2	1:39.639	44.095	196	26.165	213	29.379	234	244	5	1:57.314	47.147	175	30.073	201	40.094		246
3	1:58.105	54.371	113	31.619	210	32.115		247									

25	Hari Proczyk, AUT/ Dominik Baumann, DEU								theoretical besttime: 1:39.737								
1	2:08.279	1:05.987	142	29.609	202	32.683			4	1:39.895	43.978	199	26.212	219	29.705	235	246
2	1:44.808	47.152	173	27.087	214	30.569	233	239	5	1:39.929	44.147	198	26.235	218	29.547		246
3	1:40.280	44.170	196	26.351	217	29.759	234	244	6	1:56.737	47.670	177	29.917	190	39.150		246

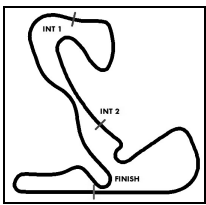
28	Karun Chandhok, IND/ Jan Seyffarth, DEU								theoretical besttime: 1:40.159								
1	3:38.141	2:36.295	187	29.631	164	32.215	238		4	1:40.277	44.142	197	26.317	220	29.818	239	252
2	1:44.428	46.387	187	27.650	216	30.391	239	250	5	2:03.239	44.492	195	33.988	134	44.759		253
3	1:40.272	44.255	197	26.273	221	29.744	238	252									

32	Mark Shulzhitskiy, RUS/ Wolfgang Reip, BEL								theoretical besttime: 1:40.864								
1	2:15.804	1:07.356	136	33.025	141	35.423	227		5	1:41.404	44.625	194	27.024	218	29.755	238	249
2	1:49.982	49.267	172	28.374	211	32.341	231	218	6	1:40.909	44.237	193	26.872	218	29.800	237	251
3	1:42.306	45.305	194	27.210	216	29.791	237	243	7	1:55.822	46.467	178	28.157	198	41.198		249
4	1:51.145	44.827	185	30.542	140	35.776	236	251									

35	Lucas Ordonez, ESP/ Alex Buncombe, GBR								theoretical besttime: 1:39.628								
1	2:14.119	1:06.560	120	33.353	144	34.206	240		4	1:40.812	43.981	202	26.412	223	30.419	242	250
2	1:48.700	49.865	173	27.403	203	31.432	244	209	5	1:40.171	43.858		26.543	216	29.770	242	255
3	1:39.986	43.492	200	26.366	219	30.128	234	256	6	2:00.488	48.661	162	28.860	170	42.967		225

40	Maximiliaan Braams, NLD/ Duncan Huisman, NLD								theoretical besttime: 1:41.710								
1	2:09.097	1:05.641	150	30.591	183	32.865	238		4	1:42.262	44.974	194	26.965	216	30.323	237	246
2	1:46.566	48.018		27.663		30.885	239	233	5	1:41.745	44.630	198	26.865	215	30.250	237	252
3	1:42.881	45.510	189	27.156	213	30.215	236	247	6	1:50.608	44.999	193	27.150	220	38.459		245

51	Filip Salaquarda, CZE/ Fabio Onidi, ITA								theoretical besttime: 1:39.448								
1	6:06.164	5:05.003	151	29.114	211	32.047	238		3	1:39.896	43.863	195	26.349	227	29.684	238	254
2	1:39.558	43.973	197	26.193	218	29.392	238	252	4	1:52.165	46.979	166	27.504	217	37.682		255



FIA GT Series

Result List Qualifying 2

Provisional



Circuit Zandvoort, Length: 4307 m
Air temperature: 20.8°C
Track temperature: 18.7°C
Weather condition: Dry

Saturday 6.7.2013 09:22

started : 20 classified : 20 not classified : 0

	Cl.	Drivers	Team	Car	Lap	Best Time	Gap	Diff	Kph	Day Time
1	12	PRO N.Mayr-Melnhof/R.Rast	Team WRT	Audi R8 LMS	2	1:38.236			157,8	9:25:26
2	9	PRO S.Loeb/A.Parente	Sebastien Loeb Racing	McLaren MP4-12C	5	1:38.592	0.356	0.356	157,3	9:33:57
3	25	PAM H.Proczyk/D.Baumann	GRT Grasser Racing Team	Lamborghini LP560-4	5	1:38.646	0.410	0.054	157,2	9:32:31
4	11	PRO S.Ortelli/L.Vanthoor	Belgian Audi Club Team WRT	Audi R8 LMS	4	1:38.831	0.595	0.185	156,9	9:31:53
5	51	PAM F.Salaquarda/F.Onidi	AF Corse	Ferrari 458 Italia GT3	5	1:39.053	0.817	0.222	156,5	9:32:41
6	2	PAM S.Afanasiev/A.Simonsen	HTP Gravity Charouz	Mercedes SLS AMG GT3	3	1:39.236	1.000	0.183	156,2	9:28:04
7	13	PRO E.Sandstrom/F.Stippler	Belgian Audi Club Team WRT	Audi R8 LMS	5	1:39.274	1.038	0.038	156,2	9:35:18
8	5	PRO A.Kumpen/E.Ide	Phoenix Racing	Audi R8 LMS	5	1:39.386	1.150	0.112	156,0	9:32:19
9	35	PAM L.Ordonez/A.Buncombe	Nissan GT Academy Team RJN	Nissan GT-R Nismo GT3	4	1:39.449	1.213	0.063	155,9	9:29:20
10	0	PRO C.Bueno/A.Khodair	BMW Sports Trophy Team Brasil	BMW E89 Z4	3	1:39.607	1.371	0.158	155,7	9:30:56
11	14	PAM C.Campanico/C.Vieira	Novadriver	Audi R8 LMS	5	1:39.629	1.393	0.022	155,6	9:32:48
12	1	PRO M.Buhk/A.Day	HTP Gravity Charouz	Mercedes SLS AMG GT3	2	1:39.635	1.399	0.006	155,6	9:26:15
13	10	PRO M.Parisy/A.Zuber	Sebastien Loeb Racing	McLaren MP4-12C	6	1:39.696	1.460	0.061	155,5	9:35:24
14	32	PAM M.Shulzhitskiy/W.Reip	Nissan GT Academy Team RJN	Nissan GT-R Nismo GT3	5	1:39.722	1.486	0.026	155,5	9:32:09
15	28	PRO K.Chandhok/J.Seyffarth	SMS Seyffarth Motorsport	Mercedes SLS AMG GT3	4	1:39.761	1.525	0.039	155,4	9:32:06
16	21	PRO R.Zonta/S.Jimenez	BMW Sports Trophy Team Brasil	BMW E89 Z4	2	1:39.769	1.533	0.008	155,4	9:27:59
17	6	PAM A.Ebrahim/M.Heemskerk	BMW Sports Trophy Team India by	BMW E89 Z4	3	1:39.866	1.630	0.097	155,3	9:28:13
18	7	PAM P.Cunha/M.Stumpf	ACL by Rodrive	Lamborghini LP560-4	6	1:39.939	1.703	0.073	155,1	9:33:13
19	40	PAM M.Braams/D.Huisman	V8 Racing	Corvette Z06 GT3	3	1:40.210	1.974	0.271	154,7	9:27:19
20	3	GTR P.Charouz/J.Stovicek	HTP Gravity Charouz	Mercedes SLS AMG GT3	5	1:44.891	6.655	4.681	147,8	9:33:34

Publications Time:

Race Director:

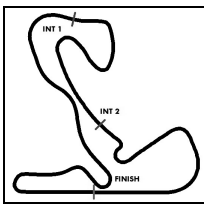
Time Keeping:

ver: 1.0

www.fiagtseries.com

Page 1/ 1 printed: 6.7.2013 9:38





FIA GT Series

Class results Qualifying 2



Provisional

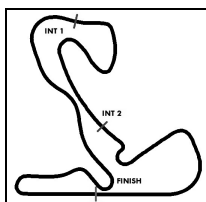
Circuit Zandvoort, Length: 4307 m
 Air temperature: 20.8°C
 Track temperature: 18.7°C
 Weather condition: Dry

Saturday 6.7.2013 09:22

started : 20 classified : 20 not classified : 0

Drivers	Team	Car	Lap	Best Time	Gap	Diff	Kph	Day Time
CLASS: PRO CUP								
Started: 10			Classified: 10			Not Classified: 0		
1 12 N.Mayr-Melnhof/R.Rast	Team WRT	Audi R8 LMS	2	1:38.236			157,8	9:25:26
2 9 S.Loeb/A.Parente	Sebastien Loeb Racing	McLaren MP4-12C	5	1:38.592	0.356	0.356	157,3	9:33:57
3 11 S.Ortelli/L.Vanthoor	Belgian Audi Club Team WRT	Audi R8 LMS	4	1:38.831	0.595	0.185	156,9	9:31:53
4 13 E.Sandstrom/F.Stippler	Belgian Audi Club Team WRT	Audi R8 LMS	5	1:39.274	1.038	0.038	156,2	9:35:18
5 5 A.Kumpen/E.Ide	Phoenix Racing	Audi R8 LMS	5	1:39.386	1.150	0.112	156,0	9:32:19
6 0 C.Bueno/A.Khodair	BMW Sports Trophy Team Brasil	BMW E89 Z4	3	1:39.607	1.371	0.158	155,7	9:30:56
7 1 M.Buhk/A.Day	HTP Gravity Charouz	Mercedes SLS AMG GT3	2	1:39.635	1.399	0.006	155,6	9:26:15
8 10 M.Parisy/A.Zuber	Sebastien Loeb Racing	McLaren MP4-12C	6	1:39.696	1.460	0.061	155,5	9:35:24
9 28 K.Chandhok/J.Seyffarth	SMS Seyffarth Motorsport	Mercedes SLS AMG GT3	4	1:39.761	1.525	0.039	155,4	9:32:06
10 21 R.Zonta/S.Jimenez	BMW Sports Trophy Team Brasil	BMW E89 Z4	2	1:39.769	1.533	0.008	155,4	9:27:59





FIA GT Series

Class results Qualifying 2



Provisional

Circuit Zandvoort, Length: 4307 m

Air temperature: 20.8°C

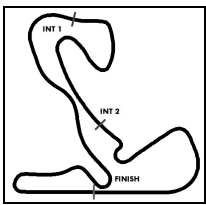
Track temperature: 18.7°C

Weather condition: Dry

Saturday 6.7.2013 09:22

started : 20 classified : 20 not classified : 0

Drivers	Team	Car	Lap	Best Time	Gap	Diff	Kph	Day Time
CLASS: PRO-AM CUP								
Started: 9			Classified: 9			Not Classified: 0		
1 25 H.Proczyk/D.Baumann	GRT Grasser Racing Team	Lamborghini LP560-4	5	1:38.646	0.410	0.054	157,2	9:32:31
2 51 F.Salaquarda/F.Onidi	AF Corse	Ferrari 458 Italia GT3	5	1:39.053	0.817	0.222	156,5	9:32:41
3 2 S.Afanasiev/A.Simonsen	HTP Gravity Charouz	Mercedes SLS AMG GT3	3	1:39.236	1.000	0.183	156,2	9:28:04
4 35 L.Ordonez/A.Buncombe	Nissan GT Academy Team RJN	Nissan GT-R Nismo GT3	4	1:39.449	1.213	0.063	155,9	9:29:20
5 14 C.Campanico/C.Vieira	Novadriver	Audi R8 LMS	5	1:39.629	1.393	0.022	155,6	9:32:48
6 32 M.Shulzhitskiy/W.Reip	Nissan GT Academy Team RJN	Nissan GT-R Nismo GT3	5	1:39.722	1.486	0.026	155,5	9:32:09
7 6 A.Ebrahim/M.Heemskerk	BMW Sports Trophy Team India b	BMW E89 Z4	3	1:39.866	1.630	0.097	155,3	9:28:13
8 7 P.Cunha/M.Stumpf	ACL by Rodrive	Lamborghini LP560-4	6	1:39.939	1.703	0.073	155,1	9:33:13
9 40 M.Braams/D.Huisman	V8 Racing	Corvette Z06 GT3	3	1:40.210	1.974	0.271	154,7	9:27:19



FIA GT Series

Class results Qualifying 2

Provisional



Netherlands
6-7 July 2013

Circuit Zandvoort, Length: 4307 m
Air temperature: 20.8°C
Track temperature: 18.7°C
Weather condition: Dry

Saturday 6.7.2013 09:22

started : 20 classified : 20 not classified : 0

Drivers	Team	Car	Lap	Best Time	Gap	Diff	Kph	Day Time
---------	------	-----	-----	-----------	-----	------	-----	----------

CLASS: GENTLEMEN TROPHY

Started: 1 Classified: 1 Not Classified: 0

1	3 P.Charouz/J.Stovicek	HTP Gravity Charouz	Mercedes SLS AMG GT3	5	1:44.891	6.655	4.681	147,8	9:33:34
---	------------------------	---------------------	----------------------	---	----------	-------	-------	-------	---------

Publications Time:

Race Director:

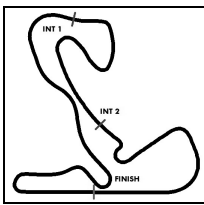
Time Keeping:

ver: 1.0

www.fiagtseries.com

Page 3/ 3 printed: 6.7.2013 9:39





FIA GT Series

Lap analysis Qualifying 2



Netherlands
6-7 July 2013

Provisional

Circuit Zandvoort, Length: 4307 m
Air temperature: 20.8°C
Track temperature: 18.7°C
Weather condition: Dry

Saturday 6.7.2013 09:22

Lap	Time	SE1	SP1	SE2	SP2	SE3	SP3	TSP	Lap	Time	SE1	SP1	SE2	SP2	SE3	SP3	TSP
0	Carlos Bueno, BRA/ Allam Khodair, BRA								theoretical besttime: 1:39.607								
1	5:33.316	4:36.991		26.762	213	29.563	236		4	1:40.023	44.172	196	26.314	213	29.537	233	248
2	1:43.333	44.325	196	26.955	181	32.053	234		5	1:46.280	44.137	195	26.480	214	35.663		247
3	1:39.607	44.081	198	26.272	213	29.254	235	245									

1	Maximilian Buhk, DEU/ Alon Day, ISR								theoretical besttime: 1:39.635								
1	2:35.907	1:37.362	197	26.826	215	31.719	237		3	1:54.780	45.848	194	30.278	199	38.654		251
2	1:39.635	43.877	201	26.236		29.522		251									

2	Sergei Afanasiev, RUS/ Andreas Simonsen, SWE								theoretical besttime: 1:39.148								
1	2:46.252	1:48.320	153	28.278	213	29.654	238		3	1:39.236	43.670	200	26.098	219	29.468	238	
2	1:39.553	43.642	202	26.499	219	29.412	238	251	4	1:47.564	43.638	200	26.149	219	37.777		252

3	Petr Charouz, CZE/ Jan Stovicek, CZE								theoretical besttime: 1:44.840								
1	4:32.137	3:33.237	182	27.465	216	31.435	232		5	1:44.891	46.437	186	27.148	216	31.306	232	
2	1:46.361	47.287		27.456	215	31.618	230	248	6	1:48.983	46.788	188	29.816	172	32.379	230	248
3	1:45.617	46.921	180	27.441	211	31.255	233	247	7	2:03.453	49.009	179	29.123	146	45.321		247
4	1:45.615	46.719	189	27.483	217	31.413	232	248									

5	Anthony Kumpen, BEL/ Enzo Ide, BEL								theoretical besttime: 1:39.282								
1	1:49.478	52.478	193	27.127	214	29.873	238		5	1:39.386	43.870	200	26.354	218	29.162	237	251
2	1:40.247	44.497	197	26.439	216	29.311	236	248	6	1:39.444	43.820	200	26.300	217	29.324	236	250
3	1:47.295	44.167	198	26.701	216	36.427		250	7	1:46.191	43.914	200	26.404	216	35.873		252
4	3:23.396	2:23.450	173	28.716	211	31.230	235										

6	Armaan Ebrahim, IND/ Melroy Heemskerk, NLD								theoretical besttime: 1:39.762								
1	2:54.103	1:55.802	153	28.282	212	30.019	236		5	3:19.407	2:18.213	197	31.128	171	30.066	236	
2	1:40.048	44.323	199	26.214	217	29.511		249	6	1:40.301	44.232	200	26.270	216	29.799	236	249
3	1:39.866	44.037	199	26.278		29.551	236	251	7	1:40.280	44.270	200	26.359		29.651	236	249
4	1:48.537	44.518	197	26.498	1	37.521		250	8	1:54.427	44.523	198	26.995	165	42.909		250

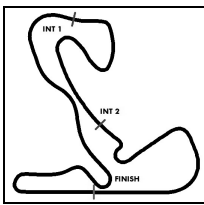
7	Patrick Cunha, PRT/ Matheus Stumpf, BRA								theoretical besttime: 1:39.644								
1	2:29.393	1:25.484	183	30.891	115	33.018	235		5	1:52.533	53.789	1	28.480	208	30.264	236	247
2	1:40.052	44.033	199	26.532	217	29.487	235	246	6	1:39.939	44.052	199	26.442	219	29.445	236	247
3	1:40.083	44.427	198	26.364	218	29.292	237	247	7	1:50.967	49.433	132	31.083	184	30.451	237	246
4	1:51.275	49.724		31.715	207	29.836	236	247	8	2:23.802	43.988	200	51.594	124	48.220		249

9	Sebastien Loeb, FRA/ Alvaro Parente, PRT								theoretical besttime: 1:38.548								
1	2:16.277	1:13.120	175	28.889	164	34.268	239		5	1:38.592	43.494	203	25.896	222	29.202	240	257
2	1:39.973	44.168	199	26.164	221	29.641	239	254	6	1:49.666	51.362	162	28.128	215	30.176	240	228
3	1:54.884	47.605	178	29.423	217	37.856		241	7	1:57.488	46.877	173	29.049	177	41.562		255
4	4:27.368	3:32.243	188	25.967	222	29.158	242										

10	Mike Parisy, FRA/ Andreas Zuber, AUT								theoretical besttime: 1:39.536								
1	2:04.871	1:03.484	151	30.220	211	31.167	237		5	1:40.023	44.145	197	26.491	220	29.387	239	254
2	1:40.785	44.378	196	26.731	221	29.676	239	251	6	1:39.696	43.967		26.182		29.547	239	254
3	1:48.416	44.438	196	26.723	220	37.255		254	7	1:52.955	44.178	199	28.281	195	40.496		254
4	4:31.079	3:31.355	172	27.884	173	31.840	239										

11	Stephane Ortelli, MCO/ Laurens Vanthoor, BEL								theoretical besttime: 1:38.831								
1	2:26.711	1:26.949	189	28.069	140	31.693	233		4	1:38.831	43.685	200	26.065		29.081		247
2	1:46.634	44.094	197	26.349	214	36.191		245	5	1:48.256	44.041	190	26.879	213	37.336		247
3	4:01.436	2:59.336	181	31.793	175	30.307	234										





FIA GT Series

Lap analysis Qualifying 2



Netherlands
6-7 July 2013

Provisional

Circuit Zandvoort, Length: 4307 m
Air temperature: 20.8°C
Track temperature: 18.7°C
Weather condition: Dry

Saturday 6.7.2013 09:22

Lap	Time	SE1	SP1	SE2	SP2	SE3	SP3	TSP	Lap	Time	SE1	SP1	SE2	SP2	SE3	SP3	TSP
12	Niki Mayr-Melnhof, AUT/ Rene Rast, DEU								theoretical besttime: 1:38.036								
1	1:48.147	51.890	190	26.904	213	29.353	238		3	1:46.629	43.517	199	26.095	214	37.017		248
2	1:38.236	43.717	199	25.749	216	28.770		245									

13	Edward Sandstrom, SWE/ Frank Stippler, DEU								theoretical besttime: 1:39.140								
1	6:30.910	5:34.049	190	27.060		29.801			4	1:39.345	43.743	199	26.419	215	29.183	239	248
2	1:39.543	43.947	199	26.344	215	29.252	237	247	5	1:39.274	43.877	199	26.297	215	29.100	236	250
3	1:49.716	44.315	189	34.399	129	31.002	237	247	6	1:54.633	46.465	174	28.972	186	39.196		248

14	Cesar Campanico, PRT/ Carlos Vieira, PRT								theoretical besttime: 1:39.629								
1	2:05.298	1:07.800	193	27.068	206	30.430	235		5	1:39.629	43.837	200	26.403	211	29.389	234	246
2	1:41.901	44.496	196	27.200	209	30.205	234		6	1:55.316	53.194	145	31.150	148	30.972	234	245
3	1:49.572	44.474	200	26.751	212	38.347		247	7	1:48.582	44.646	197	29.764	144	34.172	234	245
4	3:32.337	2:34.056	174	27.491	197	30.790	235		8	1:49.014	44.681	199	26.555	213	37.778		246

21	Ricardo Zonta, BRA/ Sergio Jimenez, BRA								theoretical besttime: 1:38.923								
1	4:19.635	3:23.523	197	26.426	213	29.686	235		4	2:11.011	1:06.461	185	27.086	213	37.464		221
2	1:39.769	43.731	201	26.381	213	29.657	235	247	5	4:46.735	3:51.388	197	26.104	214	29.243	237	
3	1:40.030	43.937	201	26.429	213	29.664	234	247	6	1:55.570	43.576	201	26.734	149	45.260		248

25	Hari Proczyk, AUT/ Dominik Baumann, DEU								theoretical besttime: 1:38.369								
1	1:56.925	59.139	178	27.707	216	30.079	237		5	1:38.646	43.802	198	25.817	220	29.027	238	249
2	1:40.628	44.547	196	26.293	219	29.788	236	247	6	1:42.523	43.525	200	28.165	163	30.833	235	250
3	1:46.890	44.411	196	26.362	220	36.117		249	7	1:42.302	44.770	188	26.993	211	30.539	236	248
4	3:28.381	2:30.682	165	27.701	213	29.998	237		8	1:53.304	46.160	182	28.238	183	38.906		245

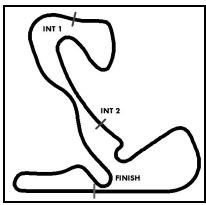
28	Karun Chandhok, IND/ Jan Seyffarth, DEU								theoretical besttime: 1:39.652								
1	1:51.610	53.080	193	27.091	180	31.439	239		4	1:39.761	44.191	196	26.207	221	29.363		252
2	1:47.440	44.395	199	26.400	219	36.645		250	5	1:40.129	44.131		26.469	221	29.529	241	253
3	4:48.058	3:51.261	190	26.934	182	29.863	239		6	1:48.434	44.082	197	26.508	219	37.844		254

32	Mark Shulzhitskiy, RUS/ Wolfgang Reip, BEL								theoretical besttime: 1:39.722								
1	2:01.430	1:00.000	181	30.352	169	31.078	238		5	1:39.722	43.881	202	26.333	219	29.508	240	253
2	1:41.250	44.625	194	26.875		29.750	239	250	6	1:42.187	44.057	198	26.554	192	31.576	240	253
3	1:48.378	44.209	198	26.790	218	37.379		252	7	1:51.792	44.271	198	28.221	186	39.300		252
4	2:59.241	2:01.127	175	27.489	214	30.625	240										

35	Lucas Ordenez, ESP/ Alex Buncombe, GBR								theoretical besttime: 1:39.044								
1	2:22.222	1:12.301	164	36.937	122	32.984	241		4	1:39.449	43.734	199	26.261		29.454	239	254
2	1:39.579	43.424	203	26.467	218	29.688	243	254	5	2:10.564	54.293	145	31.921	154	44.350		230
3	1:39.636	43.834	200	26.443	220	29.359		256									

40	Maximilian Braams, NLD/ Duncan Huisman, NLD								theoretical besttime: 1:40.051								
1	1:58.261	58.861	183	28.205	188	31.195	238		5	3:10.680	2:14.338	187	26.531	205	29.811	240	
2	1:41.189	44.899	198	26.703		29.587	240	250	6	1:40.325	44.237	197	26.330	216	29.758	239	255
3	1:40.210	44.134	202	26.426	220	29.650	238	254	7		1:10.613	92					255
4	1:54.048	44.171	200	29.773	185	40.104		253									

51	Filip Salaquarda, CZE/ Fabio Onidi, ITA								theoretical besttime: 1:39.053								
1	1:54.587	57.603	189	27.078	217	29.906	237		5	1:39.053	43.656	199	26.048		29.349	238	254
2	1:40.253	44.246	198	26.237		29.770	237	253	6	1:42.640	43.708	199	27.613	168	31.319	237	255
3	1:47.388	44.005	197	26.552	218	36.831		252	7	2:01.915	53.679	124	30.524	194	37.712		253
4	3:40.477	2:42.903	182	27.365	202	30.209	239										



FIA GT Series

Qualifying results



Provisional

Circuit Zandvoort, Length: 4307 m
Air temperature: 21.8°C
Track temperature: 19.0°C
Weather condition: Dry

Saturday 6.7.2013 09:47

started : 20 classified : 20 not classified : 0

Drivers	Team	Car	Time 1	Lap	Time 2	Lap	Time 3	Lap
1 9 S.Loeb/A.Parente	Sebastien Loeb Racing	McLaren MP4-12C	1:39.733	2	1:38.592	5	1:37.923	2
2 2 S.Afanasyev/A.Simonsen	HTP Gravity Charouz	Mercedes SLS AMG GT3	1:39.056	2	1:39.236	3	1:37.986	2
3 11 S.Ortelli/L.Vanthoor	Belgian Audi Club Team WRT	Audi R8 LMS	1:40.419	3	1:38.831	4	1:38.001	2
4 1 M.Buhk/A.Day	HTP Gravity Charouz	Mercedes SLS AMG GT3	1:38.586	3	1:39.635	2	1:38.101	2
5 12 N.Mayr-Melnhof/R.Rast	Team WRT	Audi R8 LMS	1:59.878	2	1:38.236	2	1:38.455	2
6 51 F.Salaquarda/F.Onidi	AF Corse	Ferrari 458 Italia GT3	1:39.558	2	1:39.053	5	1:38.491	2
7 0 C.Bueno/A.Khodair	BMW Sports Trophy Team Brasil	BMW E89 Z4	1:39.201	7	1:39.607	3	1:38.720	2
8 13 E.Sandstrom/F.Stippler	Belgian Audi Club Team WRT	Audi R8 LMS	1:39.590	3	1:39.274	5	1:38.735	3
9 25 H.Proczyk/D.Baumann	GRT Grasser Racing Team	Lamborghini LP560-4	1:39.895	4	1:38.646	5	1:38.753	2
10 5 A.Kumpen/E.Ide	Phoenix Racing	Audi R8 LMS	1:39.987	3	1:39.386	5	1:39.129	3
11 35 L.Ordenez/A.Buncombe	Nissan GT Academy Team RJN	Nissan GT-R Nismo GT3	1:39.986	3	1:39.449	4		
12 14 C.Campanico/C.Vieira	Novadrivier	Audi R8 LMS	1:39.558	2	1:39.629	5		
13 21 R.Zonta/S.Jimenez	BMW Sports Trophy Team Brasil	BMW E89 Z4	1:39.639	2	1:39.769	2		
14 10 M.Parisy/A.Zuber	Sebastien Loeb Racing	McLaren MP4-12C	1:40.524	4	1:39.696	6		
15 32 M.Shulzhitskiy/W.Reip	Nissan GT Academy Team RJN	Nissan GT-R Nismo GT3	1:40.909	6	1:39.722	5		
16 28 K.Chandhok/J.Seyffarth	SMS Seyffarth Motorsport	Mercedes SLS AMG GT3	1:40.272	3	1:39.761	4		
17 6 A.Ebrahim/M.Heemskerck	BMW Sports Trophy Team India	BMW E89 Z4	1:40.673	3	1:39.866	3		
18 7 P.Cunha/M.Stumpf	ACL by Rodrive	Lamborghini LP560-4	1:40.405	7	1:39.939	6		
19 40 M.Braams/D.Huisman	V8 Racing	Corvette Z06 GT3	1:41.745	5	1:40.210	3		
20 3 P.Charouz/J.Stovicek	HTP Gravity Charouz	Mercedes SLS AMG GT3	1:45.313	4	1:44.891	5		

Publications Time:

Race Director:

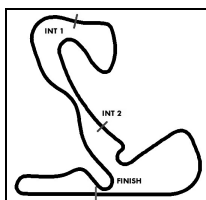
Time Keeping:

ver: 1.0

www.fiagtseries.com

Page 1/ 1 printed: 6.7.2013 9:57





FIA GT Series

Class results Superpole

Provisional



Circuit Zandvoort, Length: 4307 m

Air temperature: 21.7°C

Track temperature: 19.0°C

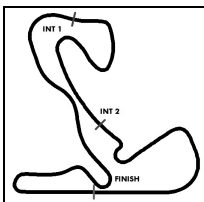
Weather condition: Dry

Saturday 6.7.2013 09:47

started : 10 classified : 10 not classified : 0

Drivers	Team	Car	Lap	Best Time	Gap	Diff	Kph	Day Time
CLASS: PRO CUP								
Started: 7			Classified: 7			Not Classified: 0		
1	9 S.Loeb/A.Parente	Sebastien Loeb Racing	McLaren MP4-12C	2	1:37.923		158,3	9:52:51
2	11 S.Ortelli/L.Vanthoor	Belgian Audi Club Team WRT	Audi R8 LMS	2	1:38.001	0.078	0.015 158,2	9:52:06
3	1 M.Buhk/A.Day	HTP Gravity Charouz	Mercedes SLS AMG GT3	2	1:38.101	0.178	0.100 158,1	9:52:58
4	12 N.Mayr-Melnhof/R.Rast	Team WRT	Audi R8 LMS	2	1:38.455	0.532	0.354 157,5	9:53:22
5	0 C.Bueno/A.Khodair	BMW Sports Trophy Team Brasil	BMW E89 Z4	2	1:38.720	0.797	0.229 157,1	9:51:05
6	13 E.Sandstrom/F.Stippler	Belgian Audi Club Team WRT	Audi R8 LMS	3	1:38.735	0.812	0.015 157,0	9:52:22
7	5 A.Kumpen/E.Ide	Phoenix Racing	Audi R8 LMS	3	1:39.129	1.206	0.376 156,4	9:52:12





FIA GT Series

Class results Superpole

Provisional



Netherlands
6-7 July 2013

Circuit Zandvoort, Length: 4307 m

Air temperature: 21.7°C

Track temperature: 19.0°C

Weather condition: Dry

Saturday 6.7.2013 09:47

started : 10 classified : 10 not classified : 0

Drivers	Team	Car	Lap	Best Time	Gap	Diff	Kph	Day Time
CLASS: PRO-AM CUP								
Started: 3			Classified: 3			Not Classified: 0		
1 2 S.Afanasyev/A.Simonsen	HTP Gravity Charouz	Mercedes SLS AMG GT3	2	1:37.986	0.063	0.063	158,2	9:51:25
2 51 F.Salaquarda/F.Onidi	AF Corse	Ferrari 458 Italia GT3	2	1:38.491	0.568	0.036	157,4	9:51:48
3 25 H.Proczyk/D.Baumann	GRT Grasser Racing Team	Lamborghini LP560-4	2	1:38.753	0.830	0.018	157,0	9:52:34

Publications Time:

Race Director:

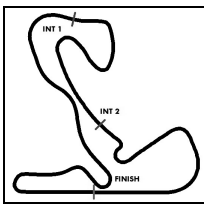
Time Keeping:

ver: 1.0

www.fiagtseries.com

Page 2/ 2 printed: 6.7.2013 9:57





FIA GT Series

Lap analysis Superpole

Provisional

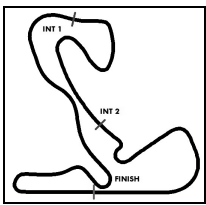


Netherlands
6-7 July 2013

Circuit Zandvoort, Length: 4307 m
Air temperature: 21.8°C
Track temperature: 19.0°C
Weather condition: Dry

Saturday 6.7.2013 09:47

Lap	Time	SE1	SP1	SE2	SP2	SE3	SP3	TSP	Lap	Time	SE1	SP1	SE2	SP2	SE3	SP3	TSP
0	Carlos Bueno, BRA/ Allam Khodair, BRA								theoretical besttime: 1:38.720								
1	2:26.514	1:30.349	188	26.513	212	29.652	234		3	1:49.820	44.341	196	26.416	213	39.063		247
2	1:38.720	43.646	199	26.010	214	29.064	235	246									
1	Maximilian Buhk, DEU/ Alon Day, ISR								theoretical besttime: 1:38.101								
1	4:20.147	3:24.395	202	26.175	219	29.577	240		3	1:38.224	43.188	202	25.931	220	29.105	238	252
2	1:38.101	43.147	203	25.898	220	29.056	240	252	4	2:18.558	53.364	148	33.069	130	52.125		251
2	Sergei Afanasiev, RUS/ Andreas Simonsen, SWE								theoretical besttime: 1:37.986								
1	2:47.425	1:49.421	168	27.749	199	30.255	239		3	1:41.305	43.796	201	26.074	219	31.435	219	253
2	1:37.986	43.315	203	25.692	219	28.979	240	251	4	1:57.334	47.662		28.996	150	40.676		
5	Anthony Kumpen, BEL/ Enzo Ide, BEL								theoretical besttime: 1:39.129								
1	1:53.720	56.015	177	27.931	208	29.774	237		3	1:39.129	43.842	201	26.172	216	29.115	235	250
2	1:39.351	43.867	199	26.267	215	29.217		247	4	2:02.476	47.823	144	30.911	164	43.742		250
9	Sebastien Loeb, FRA/ Alvaro Parente, PRT								theoretical besttime: 1:37.923								
1	4:13.622	3:15.331	191	28.948	219	29.343	241		3	1:58.404	47.926	157	29.034	212	41.444		
2	1:37.923	43.122	202	25.734	222	29.067	240	256									
11	Stephane Ortelli, MCO/ Laurens Vanthoor, BEL								theoretical besttime: 1:37.824								
1	3:28.407	2:31.575		27.470	210	29.362	235		3	1:46.441	43.267	201	25.813	214	37.361		246
2	1:38.001	43.444	200	25.732	213	28.825	233	246									
12	Niki Mayr-Melnhof, AUT/ Rene Rast, DEU								theoretical besttime: 1:38.455								
1	4:43.923	3:47.987	190	26.844	212	29.092	237		3	1:57.619	44.004	182	29.658	161	43.957		251
2	1:38.455	43.491	199	25.963	213	29.001	237	247									
13	Edward Sandstrom, SWE/ Frank Stippler, DEU								theoretical besttime: 1:38.688								
1	2:04.797	1:09.170	193	26.456		29.171	237		3	1:38.735	43.574	199	26.137	214	29.024	236	248
2	1:38.814	43.589	201	26.090	215	29.135	235	247	4	1:55.249	45.284	181	27.624	203	42.341		247
25	Hari Proczyk, AUT/ Dominik Baumann, DEU								theoretical besttime: 1:38.610								
1	3:56.014	2:56.396	148	29.536	195	30.082	237		3	1:38.877	43.563	199	25.971	219	29.343	237	249
2	1:38.753	43.706	198	25.809	219	29.238	237	249	4	1:58.613	47.377	176	27.562		43.674		249
51	Filip Salaquarda, CZE/ Fabio Onidi, ITA								theoretical besttime: 1:38.379								
1	3:09.650	2:12.919	181	27.209	215	29.522			3	1:39.077	43.242	200	26.468	216	29.367	238	254
2	1:38.491	43.354	200	26.028	218	29.109	238	253	4	2:00.930	46.604	170	28.666	169	45.660		253



FIA GT Series

Start Grid Qualifying Race

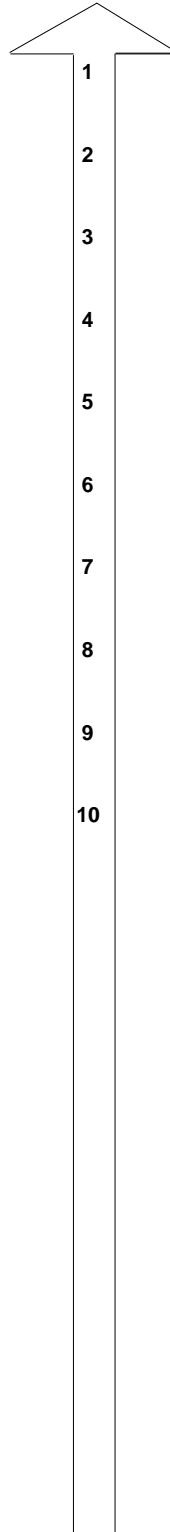


Provisional

Circuit Zandvoort, Length: 4307 m
Air temperature: 23.8°C
Track temperature: 20.0°C
Weather condition: Dry

Saturday 6.7.2013 13:45

2 HTP Gravity Charouz Sergei Afanasiev/ Andreas Simonsen
1 HTP Gravity Charouz Maximilian Buhk/ Alon Day
51 AF Corse Filip Salaquarda/ Fabio Onidi
13 Belgian Audi Club Team WRT Edward Sandstrom/ Frank Stippler
5 Phoenix Racing Anthony Kumpen/ Enzo Ide
14 Novadrivier Cesar Campanico/ Carlos Vieira
10 Sebastien Loeb Racing Mike Parisy/ Andreas Zuber
28 SMS Seyffarth Motorsport Karun Chandhok/ Jan Seyffarth
7 ACL by Rodrive Patrick Cunha/ Matheus Stumpf
3 HTP Gravity Charouz Petr Charouz/ Jan Stovicek



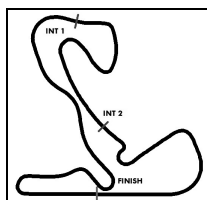
POLE POSITION

9 Sebastien Loeb Racing Sebastien Loeb/ Alvaro Parente
11 Belgian Audi Club Team WRT Stephane Ortelli/ Laurens Vanthoor
12 Team WRT Niki Mayr-Melnhof/ Rene Rast
0 BMW Sports Trophy Team Brasil Carlos Bueno/ Allam Khodair
25 GRT Grasser Racing Team Hari Proczyk/ Dominik Baumann
35 Nissan GT Academy Team RJN Lucas Ordenez/ Alex Buncombe
21 BMW Sports Trophy Team Brasil Ricardo Zonta/ Sergio Jimenez
32 Nissan GT Academy Team RJN Mark Shulzhitskiy/ Wolfgang Reip
6 BMW Sports Trophy Team India by Armaan Ebrahim/ Melroy Heemskerk
40 V8 Racing Maximiliaan Braams/ Duncan Huisman

Publications Time:

Race Director:

Time Keeping:



FIA GT Series

Results Qualifying Race

Provisional



Circuit Zandvoort, Length: 4307 m

Air temperature: 23.4°C

Track temperature: 31.7°C

Weather condition: Dry

Saturday 6.7.2013 13:45

started : 20 classified : 16 not classified : 4

	Drivers	Team	Car	Laps	Total Time	Gap	Kph	Lap	Time	Kph
1	11 S.Ortelli/L.Vanthoor	Belgian Audi Club Team WRT	Audi R8 LMS	33	1:01:01.018		139,8	9	1:41.727	152,4
2	1 M.Buhk/A.Day	HTP Gravity Charouz	Mercedes SLS AMG GT3	33	1:01:01.784	0.766	139,7	17	1:40.214	154,7
3	12 N.Mayr-Melnhof/R.Rast	Team WRT	Audi R8 LMS	33	1:01:03.728	2.710	139,7	9	1:41.693	152,5
4	13 E.Sandstrom/F.Stippler	Belgian Audi Club Team WRT	Audi R8 LMS	33	1:01:04.147	3.129	139,6	17	1:41.293	153,1
5	0 C.Bueno/A.Khodair	BMW Sports Trophy Team Brasil	BMW E89 Z4	33	1:01:07.535	6.517	139,5	17	1:41.408	152,9
6	10 M.Parisy/A.Zuber	Sebastien Loeb Racing	McLaren MP4-12C	33	1:01:19.715	18.697	139,1	14	1:41.854	152,2
7	2 S.Afanasiev/A.Simonsen	HTP Gravity Charouz	Mercedes SLS AMG GT3	33	1:01:20.372	19.354	139,0	19	1:41.450	152,8
8	28 K.Chandhok/J.Seyffarth	SMS Seyffarth Motorsport	Mercedes SLS AMG GT3	33	1:01:29.776	28.758	138,7	19	1:41.580	152,6
9	6 A.Ebrahim/M.Heemskerk	BMW Sports Trophy Team India by	BMW E89 Z4	33	1:01:34.405	33.387	138,5	20	1:41.866	152,2
10	25 H.Proczyk/D.Baumann	GRT Grasser Racing Team	Lamborghini LP560-4	33	1:01:36.005	34.987	138,4	23	1:42.144	151,8
11	14 C.Campanico/C.Vieira	Novadriver	Audi R8 LMS	33	1:01:37.278	36.260	138,4	15	1:41.739	152,4
12	5 A.Kumpen/E.Ide	Phoenix Racing	Audi R8 LMS	33	1:02:11.594	1:10.576	137,1	20	1:41.961	152,1
13	35 L.Ordenez/A.Buncombe	Nissan GT Academy Team RJN	Nissan GT-R Nismo GT3	32	1:01:06.677	1 LAP	135,3	18	1:41.463	152,8
14	7 P.Cunha/M.Stumpf	ACL by Rodrive	Lamborghini LP560-4	32	1:02:06.632	1 LAP	133,1	7	1:42.722	150,9
15	3 P.Charouz/J.Stovicek	HTP Gravity Charouz	Mercedes SLS AMG GT3	32	1:02:44.959	1 LAP	131,8	25	1:44.709	148,1
16	21 R.Zonta/S.Jimenez	BMW Sports Trophy Team Brasil	BMW E89 Z4	28	1:01:59.041	5LAPS	116,7	19	1:41.829	152,3
not classified										
51	F.Salaquarda/F.Onidi	AF Corse	Ferrari 458 Italia GT3	12	33:02.631	21LAPS	93,8	7	1:42.783	150,9
40	M.Braams/D.Huisman	V8 Racing	Corvette Z06 GT3	1	1:57.413	32LAPS				
32	M.Shulzhitskiy/W.Reip	Nissan GT Academy Team RJN	Nissan GT-R Nismo GT3	1	1:57.606	32LAPS				
9	S.Loeb/A.Parente	Sebastien Loeb Racing	McLaren MP4-12C							

Fastest lap of the race. Car 1 driver Buhk on lap 17. Time 1:40.214, average speed 154,7 km/h.

Publications Time:

Race Director:

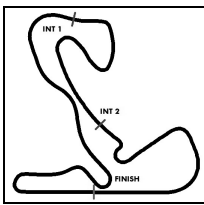
Time Keeping:

ver: 1.0

www.fiagtseries.com

Page 1/ 1 printed: 6.7.2013 14:47





FIA GT Series

Class results Qualifying Race



Netherlands
6-7 July 2013

Provisional

Circuit Zandvoort, Length: 4307 m
Air temperature: 23.4°C
Track temperature: 31.7°C
Weather condition: Dry

Saturday 6.7.2013 13:45

started : 20 classified : 16 not classified : 4

	Drivers	Team	Car	Laps	Time	Gap	Kph	Best	Lap
CLASS: PAM									
Started: 9			Classified: 6			Not Classified: 3			
1	2	Afanasiev/Simonsen	HTP Gravity Charouz(DEU)	Mercedes SLS AMG GT3	33	1:01:20.372	19.354	139,0	1:41.450 19
2	6	Ebrahim/Heemskerk	BMW Sports Trophy Team India	BMW E89 Z4	33	1:01:34.405	33.387	138,5	1:41.866 20
3	25	Proczyk/Baumann	GRT Grasser Racing Team(AUT)	Lamborghini LP560-4	33	1:01:36.005	34.987	138,4	1:42.144 23
4	14	Campanico/Vieira	Novadriver(PRT)	Audi R8 LMS	33	1:01:37.278	36.260	138,4	1:41.739 15
5	35	Ordonez/Buncombe	Nissan GT Academy Team RJN(Nissan GT-R Nismo GT3	32	1:01:06.677	1 LAP	135,3	1:41.463 18
6	7	Cunha/Stumpf	ACL by Rodrive(PRT)	Lamborghini LP560-4	32	1:02:06.632	1 LAP	133,1	1:42.722 7
not classified									
51		Salaquarda/Onidi	AF Corse(ITA)	Ferrari 458 Italia GT3	12	33:02.631	21LAPS	93,8	1:42.783 7
40		Braams/Huisman	V8 Racing(NLD)	Corvette Z06 GT3	1	1:57.413	32LAPS		
32		Shulzhitskiy/Reip	Nissan GT Academy Team RJN(Nissan GT-R Nismo GT3	1	1:57.606	32LAPS		

Fastest lap of the class. Car 2 driver Sergei Afanasiev on lap 17. Time 1:41.450, average speed 152,8 km/h.

CLASS: PRO

Started: 10			Classified: 9			Not Classified: 1			
1	11	Ortelli/Vanthoor	Belgian Audi Club Team WRT(Bel)	Audi R8 LMS	33	1:01:01.018		139,8	1:41.727 9
2	1	Buhk/Day	HTP Gravity Charouz(DEU)	Mercedes SLS AMG GT3	33	1:01:01.784	0.766	139,7	1:40.214 17
3	12	Mayr-Melnhof/Rast	Team WRT(BEL)	Audi R8 LMS	33	1:01:03.728	2.710	139,7	1:41.693 9
4	13	Sandstrom/Stippler	Belgian Audi Club Team WRT(Bel)	Audi R8 LMS	33	1:01:04.147	3.129	139,6	1:41.293 17
5	0	Bueno/Khodair	BMW Sports Trophy Team Brasil	BMW E89 Z4	33	1:01:07.535	6.517	139,5	1:41.408 17
6	10	Parisy/Zuber	Sebastien Loeb Racing(FRA)	McLaren MP4-12C	33	1:01:19.715	18.697	139,1	1:41.854 14
7	28	Chandhok/Seyffarth	SMS Seyffarth Motorsport(DEU)	Mercedes SLS AMG GT3	33	1:01:29.776	28.758	138,7	1:41.580 19
8	5	Kumpen/Ide	Phoenix Racing(DEU)	Audi R8 LMS	33	1:02:11.594	1:10.576	137,1	1:41.961 20
9	21	Zonta/Jimenez	BMW Sports Trophy Team Brasil	BMW E89 Z4	28	1:01:59.041	5LAPS	116,7	1:41.829 19

not classified

9 Loeb/Parente Sebastien Loeb Racing(FRA) McLaren MP4-12C

Fastest lap of the class. Car 1 driver Maximilian Buhk on lap 17. Time 1:40.214, average speed 154,7 km/h.

CLASS: GTR

Started: 1			Classified: 1			Not Classified: 0			
1	3	Charouz/Stovicek	HTP Gravity Charouz(CZE)	Mercedes SLS AMG GT3	32	1:02:44.959	1 LAP	131,8	1:44.709 25

Fastest lap of the class. Car 3 driver Petr Charouz on lap 17. Time 1:44.709, average speed 148,1 km/h.

Fastest lap of the race. Car 1 driver Buhk on lap 17. Time 1:40.214, average speed 154,7 km/h.

Publications Time:

Race Director:

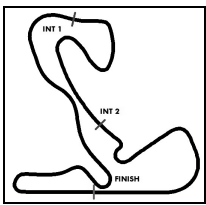
Time Keeping:

ver: 1.0

www.fiagtseries.com

Page 1/ 1 printed: 6.7.2013 14:47





FIA GT Series

Lap analysis Qualifying Race



Provisional

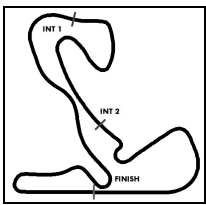
Circuit Zandvoort, Length: 4307 m
 Air temperature: 23.3°C
 Track temperature: 31.6°C
 Weather condition: Dry

Saturday 6.7.2013 13:45

Lap	Time	SE1	SP1	SE2	SP2	SE3	SP3	TSP	Lap	Time	SE1	SP1	SE2	SP2	SE3	SP3	TSP
35 Lucas Ordonez, ESP/ Alex Buncombe, GBR									theoretical besttime: 1:41.463								
1	1:56.276	57.466	192	27.855	216	30.955	236	177	18	1:41.463	44.634	198	26.878	216	29.951	236	249
2	1:44.736	45.980	197	27.256	214	31.500	180	249	19	1:44.434	46.920	194	27.334		30.180	237	248
3	2:56.737	1:17.439	88	42.959	64	56.339	113	165	20	1:42.213	44.939	197	27.050	216	30.224	236	248
4	3:08.230	1:25.111	76	48.855	81	54.264	116	103	21	1:42.135	45.038	199	26.984	216	30.113	237	248
5	2:50.339	1:24.791	87	43.298	99	42.250	238	74	22	1:42.489	44.916	197	27.294	217	30.279	236	248
6	2:19.519	50.675	157	33.181	149	55.663		233	23	1:43.911	45.942	179	27.596	212	30.373	237	248
7	2:16.702	1:19.131	193	27.319	213	30.252	234		24	1:42.825	45.194	198	27.250	215	30.381		248
8	1:42.811	45.009	197	27.514	216	30.288	237	246	25	1:42.765	45.172		27.234	215	30.359	236	249
9	1:43.105	45.830	195	27.075	216	30.200	235	248	26	1:42.665	45.121	197	27.233	215	30.311	237	247
10	1:42.221	44.962	198	27.161	216	30.098	236	248	27	1:42.883	45.141	195	27.330	217	30.412	236	
11	1:42.325	44.772	196	27.020	216	30.533	236	248	28	1:43.254	45.355		27.415	216	30.484	236	248
12	1:42.446	44.865	195	27.265	215	30.316	236	248	29	1:43.360	45.459	195	27.287	216	30.614	236	248
13	1:43.407	45.169	192	27.821	214	30.417	236	248	30	1:43.421	45.459	195	27.457	217	30.505	236	247
14	1:43.195	44.930	197	27.302	205	30.963	235	248	31	1:48.846	45.630	193	30.754	120	32.462	235	248
15	1:49.095	45.043	195	27.440		36.612		248	32	1:44.521	45.996	194	27.743	215	30.782	237	246
16	2:32.627	1:35.571	197	26.901	213	30.155	237										
17	1:41.721	44.836	197	26.901	215	29.984	237	248									

40 Maximiliaan Braams, NLD/ Duncan Huisman, NLD									theoretical besttime: 6:30.240								
1	1:57.413	58.298	187	27.758	210	31.357	233	188									

51 Filip Salaquarda, CZE/ Fabio Onidi, ITA									theoretical besttime: 1:42.428								
1	1:53.987	55.748	180	27.458	207	30.781	230	203	7	1:42.783	45.011	192	27.200	213	30.572	229	247
2	1:43.976	45.626	191	27.085	210	31.265	217	234	8	1:42.952	45.280	192	27.131	212	30.541	233	248
3	2:54.760	1:15.115	108	43.757	74	55.888	87	193	9	1:42.982	45.457	192	26.962	216	30.563	233	249
4	3:08.827	1:24.963	66	49.012	71	54.852	96	96	10	1:42.826	45.263	192	27.108	215	30.455	231	243
5	2:53.001	1:23.969	86	43.811	118	45.221	236	93	11	1:43.047	45.197	191	27.154	212	30.696	234	252
6	1:44.834	45.883	186	27.391	204	31.560	235	239	12	10:08.656	45.363	188	27.399	203	8:55.894		



FIA GT Series

Start Grid Main Race

Provisional



Netherlands
6-7 July 2013

Circuit Zandvoort, Length: 4307 m

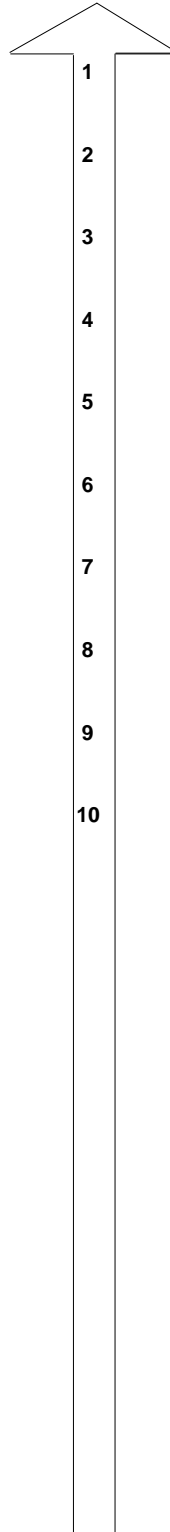
Air temperature: 22.2°C

Track temperature: 28.1°C

Weather condition: Dry

Sunday 7.7.2013 11:45

1	HTP Gravity Charouz	2
Maximilian Buhk/ Alon Day		
13	Belgian Audi Club Team WRT	4
Edward Sandstrom/ Frank Stippler		
10	Sebastien Loeb Racing	6
Mike Parisy/ Andreas Zuber		
28	SMS Seyffarth Motorsport	8
Karun Chandhok/ Jan Seyffarth		
25	GRT Grasser Racing Team	10
Hari Proczyk/ Dominik Baumann		
5	Phoenix Racing	12
Anthony Kumpen/ Enzo Ide		
7	ACL by Rodrive	14
Patrick Cunha/ Matheus Stumpf		
21	BMW Sports Trophy Team Brasil	16
Ricardo Zonta/ Sergio Jimenez		
32	Nissan GT Academy Team RJN	19
Mark Shulzhitskiy/ Wolfgang Reip		
40	V8 Racing	18
Maximiliaan Braams/ Duncan Huisman		



POLE POSITION

11	Belgian Audi Club Team WRT	1
Stephane Ortelli/ Laurens Vanthoor		
12	Team WRT	3
Niki Mayr-Melnhof/ Rene Rast		
0	BMW Sports Trophy Team Brasil	5
Carlos Bueno/ Allam Khodair		
2	HTP Gravity Charouz	7
Sergei Afanasiev/ Andreas Simonsen		
6	BMW Sports Trophy Team India by	9
Armaan Ebrahim/ Melroy Heemskerk		
14	Novadriver	11
Cesar Campanico/ Carlos Vieira		
35	Nissan GT Academy Team RJN	13
Lucas Ordonez/ Alex Buncombe		
3	HTP Gravity Charouz	15
Petr Charouz/ Jan Stovicek		
51	AF Corse	17
Filip Salaquarda/ Fabio Onidi		
9	Sebastien Loeb Racing	
Sebastien Loeb/ Alvaro Parente		

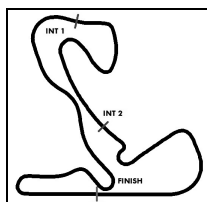
Following stewards decision no. 5 - drop of 5 grid positions the car no. 40

Publications Time:

Race Director:

Time Keeping:





FIA GT Series

Results Main Race

Provisional



Netherlands
6-7 July 2013

Circuit Zandvoort, Length: 4307 m

Air temperature: 23.1°C

Track temperature: 34.3°C

Weather condition: Dry

Sunday 7.7.2013 11:45

started : 20 classified : 15 not classified : 5

	Drivers	Team	Car	Laps	Total Time	Gap	Kph	Lap	Time	Kph
1	1 M.Buhk/A.Day	HTP Gravity Charouz	Mercedes SLS AMG GT3	35	1:27:51.001		103,0	18	1:40.341	154,5
2	11 S.Ortelli/L.Vanthoor	Belgian Audi Club Team WRT	Audi R8 LMS	35	1:27:57.668	6.667	102,8	18	1:40.041	155,0
3	13 E.Sandstrom/F.Stippler	Belgian Audi Club Team WRT	Audi R8 LMS	35	1:27:57.996	6.995	102,8	20	1:40.437	154,4
4	28 K.Chandhok/J.Seyffarth	SMS Seyffarth Motorsport	Mercedes SLS AMG GT3	35	1:28:24.896	33.895	102,3	18	1:40.854	153,7
5	25 H.Proczyk/D.Baumann	GRT Grasser Racing Team	Lamborghini LP560-4	35	1:28:31.128	40.127	102,2	23	1:40.994	153,5
6	21 R.Zonta/S.Jimenez	BMW Sports Trophy Team Brasil	BMW E89 Z4	35	1:28:32.219	41.218	102,2	17	1:41.201	153,2
7	0 C.Bueno/A.Khodair	BMW Sports Trophy Team Brasil	BMW E89 Z4	35	1:28:46.862	55.861	101,9	20	1:41.125	153,3
8	35 L.Ordonez/A.Buncombe	Nissan GT Academy Team RJN	Nissan GT-R Nismo GT3	35	1:28:49.859	58.858	101,8	17	1:41.223	153,2
9	6 A.Ebrahim/M.Heemskerk	BMW Sports Trophy Team India by	BMW E89 Z4	35	1:28:51.474	1:00.473	101,8	18	1:41.266	153,1
10	7 P.Cunha/M.Stumpf	ACL by Rodrive	Lamborghini LP560-4	35	1:29:03.201	1:12.200	101,6	18	1:41.567	152,7
11	32 M.Shulzhitskiy/W.Reip	Nissan GT Academy Team RJN	Nissan GT-R Nismo GT3	35	1:29:08.170	1:17.169	101,5	19	1:41.542	152,7
12	2 S.Afanasiev/A.Simonsen	HTP Gravity Charouz	Mercedes SLS AMG GT3	35	1:29:22.789	1:31.788	101,2	16	1:40.381	154,5
13	3 P.Charouz/J.Stovicek	HTP Gravity Charouz	Mercedes SLS AMG GT3	34	1:29:28.077	1 LAP	98,2	12	1:44.498	148,4
14	9 S.Loeb/A.Parente	Sebastien Loeb Racing	McLaren MP4-12C	32	1:23:15.312	3LAPS	99,3	18	1:40.832	153,8
15	10 A.Zuber/M.Parisy	Sebastien Loeb Racing	McLaren MP4-12C	32	1:27:49.159	3LAPS	94,2	18	1:41.594	152,6
not classified										
12	N.Mayr-Melnhof/R.Rast	Team WRT	Audi R8 LMS	14	51:57.850	21LAPS	69,6	10	1:41.988	152,0
51	F.Salaquarda/F.Onidi	AF Corse	Ferrari 458 Italia GT3	13	50:22.629	22LAPS	66,7	9	1:42.512	151,3
40	M.Braams/D.Huisman	V8 Racing	Corvette Z06 GT3	12	48:52.211	23LAPS	63,5	9	1:43.456	149,9
5	A.Kumpen/E.Ide	Phoenix Racing	Audi R8 LMS	3	31:55.201	32LAPS	24,3	2	1:56.447	133,2
14	C.Campanico/C.Vieira	Novadrivier	Audi R8 LMS	1	1:54.199	34LAPS				

Fastest lap of the race. Car 11 driver Vanthoor on lap 18. Time 1:40.041, average speed 155,0 km/h.

Publications Time:

Race Director:

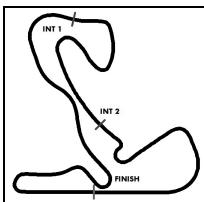
Time Keeping:

ver: 1.0

www.fiagtseries.com

Page 1/ 1 printed: 7.7.2013 13:15





FIA GT Series

Class results Main Race



Netherlands
6-7 July 2013

Provisional

Circuit Zandvoort, Length: 4307 m

Air temperature: 23.1°C

Track temperature: 34.4°C

Weather condition: Dry

Sunday 7.7.2013 11:45

started : 20 classified : 15 not classified : 5

	Drivers	Team	Car	Laps	Time	Gap	Kph	Best	Lap	
CLASS: PAM										
Started: 9			Classified: 6			Not Classified: 3				
1	25	Proczyk/Baumann	GRT Grasser Racing Team(AUT)	Lamborghini LP560-4	35	1:28:31.128	40.127	102,2	1:40.994	23
2	35	Ordonez/Buncombe	Nissan GT Academy Team RJN(Nissan GT-R Nismo GT3	35	1:28:49.859	58.858	101,8	1:41.223	17
3	6	Ebrahim/Heemskerk	BMW Sports Trophy Team India	BMW E89 Z4	35	1:28:51.474	1:00.473	101,8	1:41.266	18
4	7	Cunha/Stumpf	ACL by Rodrive(PRT)	Lamborghini LP560-4	35	1:29:03.201	1:12.200	101,6	1:41.567	18
5	32	Shulzhitskiy/Reip	Nissan GT Academy Team RJN(Nissan GT-R Nismo GT3	35	1:29:08.170	1:17.169	101,5	1:41.542	19
6	2	Afanasiev/Simonsen	HTP Gravity Charouz(DEU)	Mercedes SLS AMG GT3	35	1:29:22.789	1:31.788	101,2	1:40.381	16
not classified										
	51	Salaquarda/Onidi	AF Corse(ITA)	Ferrari 458 Italia GT3	13	50:22.629	22LAPS	66,7	1:42.512	9
	40	Braams/Huisman	V8 Racing(NLD)	Corvette Z06 GT3	12	48:52.211	23LAPS	63,5	1:43.456	9
	14	Campanico/Vieira	Novadriver(PRT)	Audi R8 LMS	1	1:54.199	34LAPS			

Fastest lap of the class. Car 2 driver Andreas Simonsen on lap 18. Time 1:40.381, average speed 154,5 km/h.

CLASS: PRO

Started: 10			Classified: 8			Not Classified: 2				
1	1	Buhk/Day	HTP Gravity Charouz(DEU)	Mercedes SLS AMG GT3	35	1:27:51.001		103,0	1:40.341	18
2	11	Ortelli/Vanthoor	Belgian Audi Club Team WRT(Belgium)	Audi R8 LMS	35	1:27:57.668	6.667	102,8	1:40.041	18
3	13	Sandstrom/Stippler	Belgian Audi Club Team WRT(Belgium)	Audi R8 LMS	35	1:27:57.996	6.995	102,8	1:40.437	20
4	28	Chandhok/Seyffarth	SMS Seyffarth Motorsport(DEU)	Mercedes SLS AMG GT3	35	1:28:24.896	33.895	102,3	1:40.854	18
5	21	Zonta/Jimenez	BMW Sports Trophy Team Brasil	BMW E89 Z4	35	1:28:32.219	41.218	102,2	1:41.201	17
6	0	Bueno/Khodair	BMW Sports Trophy Team Brasil	BMW E89 Z4	35	1:28:46.862	55.861	101,9	1:41.125	20
7	9	Loeb/Parente	Sebastien Loeb Racing(FRA)	McLaren MP4-12C	32	1:23:15.312	3LAPS	99,3	1:40.832	18
8	10	Zuber/Parisy	Sebastien Loeb Racing(FRA)	McLaren MP4-12C	32	1:27:49.159	3LAPS	94,2	1:41.594	18
not classified										
	12	Mayr-Melnhof/Rast	Team WRT(BEL)	Audi R8 LMS	14	51:57.850	21LAPS	69,6	1:41.988	10
	5	Kumpen/Idé	Phoenix Racing(DEU)	Audi R8 LMS	3	31:55.201	32LAPS	24,3	1:56.447	2

Fastest lap of the class. Car 11 driver Laurens Vanthoor on lap 18. Time 1:40.041, average speed 155,0 km/h.

CLASS: GTR

Started: 1			Classified: 1			Not Classified: 0				
1	3	Charouz/Stovicek	HTP Gravity Charouz(CZE)	Mercedes SLS AMG GT3	34	1:29:28.077	1 LAP	98,2	1:44.498	12

Fastest lap of the class. Car 3 driver Petr Charouz on lap 18. Time 1:44.498, average speed 148,4 km/h.

Fastest lap of the race. Car 11 driver Vanthoor on lap 18. Time 1:40.041, average speed 155,0 km/h.

Publications Time:

Race Director:

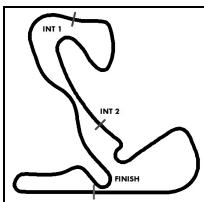
Time Keeping:

ver: 1.0

www.fiagtseries.com

Page 1/ 1 printed: 7.7.2013 13:15





FIA GT Series

Lap analysis Main Race



Provisional

Circuit Zandvoort, Length: 4307 m

Air temperature: 23.1°C

Track temperature: 34.4°C

Weather condition: Dry

Sunday 7.7.2013 11:45

Lap	Time	SE1	SP1	SE2	SP2	SE3	SP3	TSP	Lap	Time	SE1	SP1	SE2	SP2	SE3	SP3	TSP
11	1:42.861	45.481	192	27.227	214	30.153	239	247	29	1:43.095	45.183	196	27.467	212	30.445	237	250
12	1:43.335	45.458	194	27.291	215	30.586	236	234	30	1:43.529	45.432	196	27.756	214	30.341	237	249
13	1:42.871	45.304	196	27.192	216	30.375	237	250	31	1:44.618	45.243	195	27.793	212	31.582	238	249
14	1:50.013	45.274	194	27.308	213	37.431		249	32	1:43.374	45.430	197	27.267	216	30.677	234	249
15	2:31.103	1:32.778	191	27.578	212	30.747	233		33	1:43.445	45.351	197	27.373	217	30.721	234	248
16	1:41.841	45.144	198	26.765	214	29.932	238	246	34	1:43.022	45.240	196	27.246	217	30.536	237	249
17	1:41.223	44.593	196	26.683	216	29.947	238	250	35	1:43.847	45.601	195	27.726	216	30.520	235	250
18	1:41.362	44.699	198	26.712	216	29.951	237	250									

40 Maximiliaan Braams, NLD/ Duncan Huisman, NLD

theoretical besttime: 1:43.108

1	1:57.774	57.013	167	28.468	210	32.293	235	194	8	1:43.708	45.728	193	27.463	209	30.517	238	243
2	1:58.450	47.798	169	30.876	123	39.776	128	229	9	1:43.456	45.494	191	27.322	210	30.640	236	245
3	28:06.651	1:29.258	83	49.624	77	25:47.769	83	50	10	1:43.506	45.510	194	27.384	202	30.612	238	242
4	2:46.312	1:28.442	116	34.430	125	43.440	236	62	11	1:43.680	45.900	188	27.289	213	30.491	240	234
5	1:45.398	46.741	185	27.761	205	30.896	235	234	12	1:54.537	45.684	191	27.442	209	41.411	234	246
6	1:44.989	47.173	191	27.491	210	30.325	238	238									
7	1:43.750	45.798	194	27.580	214	30.372	238	244									

51 Filip Salaquarda, CZE/ Fabio Onidi, ITA

theoretical besttime: 1:42.430

1	1:56.780	56.001	169	28.547	208	32.232	233		8	1:43.352	45.734	194	27.136	214	30.482	232	249
2	1:57.122	47.595	177	30.208	115	39.319	155	235	9	1:42.512	45.172	194	27.128	214	30.212	233	247
3	28:05.694	1:28.818	88	49.854	65	25:47.022	85	53	10	1:43.200	45.446	192	27.046	214	30.708	233	246
4	2:48.652	1:24.965	161	36.695	139	46.992	232	77	11	1:43.302	45.583	189	27.310	214	30.409	234	248
5	1:45.673	46.811	190	27.556	215	31.306	233	234	12	1:43.348	45.633	192	27.242	214	30.473	235	249
6	1:44.678	46.873	192	27.243	212	30.562	234	246	13	1:44.820	45.602	169	28.009	211	31.209	230	249
7	1:43.496	45.634	192	27.241	215	30.621	234										